

Mathematical analysis to coupled oscillators system with a conservation law

宮路 智行, 大西 勇, 小林 亮 (T.Miyaji, I.Ohnishi, and R. Kobayashi)

広島大学 大学院理学研究科 数理分子生命理学専攻
Dept. of Math. and Life Sciences,
Graduate School of Science, Hiroshima University

1 Introduction

We are interested in bifurcation structure of stationary solution for a 3-component reaction-diffusion system with a conservation law in the following:

$$\begin{cases} \frac{\partial u}{\partial t} = \nabla \cdot (D_u \nabla u) + f(u, v) + \delta w, \\ \frac{\partial v}{\partial t} = \nabla \cdot (D_v \nabla v) + g(u, v), \\ \frac{\partial w}{\partial t} = \Delta (D_w w) - f(u, v) - \delta w, \end{cases} \quad (1.1)$$

where the functions $f(u, v)$ and $g(u, v)$ are chosen in such forms that the local oscillator

$$\frac{du}{dt} = f(u, v), \quad \frac{dv}{dt} = g(u, v) \quad (1.2)$$

can undergo the supercritical Hopf bifurcation. Obviously, the total amount of $u + w$ is conserved under homogeneous Neumann (no-flux) boundary condition and some natural and appropriate conditions.

In [9], they propose this system to understand the periodic oscillation of the body of the plasmodium of the true slime mold: *Physarum polycephalum*. In fact, the system describes the time-evolution of (u, v, w) , which may obtain some spatio-temporal oscillation solutions. We explain the mechanism heuristically in the following: We note that if w does not exist, then the system is a coupled oscillators system with diffusion coupling. This system has temporally oscillation solutions, but does not have any spatially structural solution. It is sure that this system is not appropriate for the model system just as it is, but the body of the plasmodium of *Physarum polycephalum* can be separated in the two parts; one is a sponge part, the other is a tubular part. The characteristic property is that the diffusion rates are quite different between the former part and the latter part. Namely, the diffusion coefficient of tubular part is quite

larger than the one of sponge part. This is why they have considered the new variable w , which means the tubular part and the diffusion coefficient of w is much larger than those of u, v . Here u stands for the sponge part, and v represents the effect of the other ingredients, which let the desirable oscillations occur. Our objective is that we understand how many structural varieties this system has from the viewpoint of bifurcation of stationary solutions. Note that $D_u, D_v \ll D_w$ should hold in order to describe the behavior of plasmodium.

In biological experiment, for example, if you watch a circular plasmodium propagating on a flat agar surface, you can observe an anti-phase oscillation between the peripheral region and the rear of the plasmodium. Such an oscillation pattern is called *peripheral phase inversion*. In [9], they impose the assumption that D_u and δ depend on the space variable and reproduce the peripheral phase inversion by numerical simulation. This is very interesting for us too, and we have noticed that the original system **with constant coefficients** is also a mathematically attractive object. This is because this system has the mass conservation law, so that a kind of “degree of freedom” of solutions may be less than the usual 3-component system, which undergoes *wave bifurcations*. Therefore, in this study, we assume that **all the coefficients are constant**. We investigate behavior of solution orbit of the system near the Hopf bifurcation point of the origin. Especially, *wave instability* is our interest. The wave instability breaks both spatial and temporal symmetries of a homogeneous state while the (uniform) Hopf bifurcation does only temporal symmetry [6, 10]. In [6], it is said that the wave instability occurs when a homogeneous state becomes unstable by a pair of purely imaginary eigenvalues with spatially non-uniform eigenfunctions.

We consider the system on an interval $\Omega = [0, 1]$ with homogeneous Neumann boundary condition and suppose that $D_u = D_v = \varepsilon, D_w = 1$. We adopt the λ - ω system as a simple local oscillator. Therefore we study the following equations:

$$\begin{cases} \frac{\partial u}{\partial t} = \varepsilon \frac{\partial^2 u}{\partial x^2} + \lambda u - \omega v + \delta w - u(u^2 + v^2), \\ \frac{\partial v}{\partial t} = \varepsilon \frac{\partial^2 v}{\partial x^2} + \omega u + \lambda v - v(u^2 + v^2), \\ \frac{\partial w}{\partial t} = \frac{\partial^2 w}{\partial x^2} - \lambda u + \omega v - \delta w + u(u^2 + v^2). \end{cases} \quad (1.3)$$

We can prove mathematically rigorously that the wave instability can occur under natural and appropriate conditions for this system. We will state the main statement of our theorem in the next section. Moreover, in §3, we will show some graphs and figures obtained by numerical simulation in which we observe the Hopf critical points' behavior for each Fourier mode and observe the behavior of solutions near the bifurcation points at which two Fourier modes are made unstable at the same time. We especially notice that this system has a preferable cluster size of synchronization of oscillations, which tends to smaller and smaller as ε goes to 0. It may be interesting that, if the effect by which the synchronized oscillation occurs is too much, then the synchronized cluster is vanishing and a kind of homogenization happens.

We are also interested in spontaneous switching behavior in coupled oscillator systems constructed with *P.polycephalum*[7, 8]. In this biological system, an oscillatory element corresponds to each partial body in the plasmodium. In [8], they reported that a ring of three oscillators showed spontaneous switching among three typical oscillatory states, *rotating(R)*, *partial in-phase(PI)* and *partial anti-phase(PA)*. The existence of these three oscillatory patterns is guaranteed by the symmetric Hopf bifurcation theory[4]. However, to understand the spontaneous switching behavior among them, it is necessary to study the further bifurcation structure of them. Recently, Ito and Nishiura studied the bifurcation scenario leading to intermittent switching for three repulsively coupled Stuart-Landau equations[5]. Although the number of the dimensions for their model is 6, it can be reduced to 5. It could be one of the simplest models which shows switching behavior among three or more oscillatory states. We want to consider a more appropriate model for a model of the plasmodium. Then we study the coupled oscillator system with a conservation law as a toy model. We will show a partial result of this attempt in Appendix.

2 The linearized eigenvalue problem

The equations (1.3) can be written in matrix form as follows:

$$\frac{\partial U}{\partial t} = \left(D \frac{\partial^2}{\partial x^2} + \Lambda \right) U + F(U), \quad (2.1)$$

where $U = (u, v, w)$,

$$D = \begin{pmatrix} \varepsilon & 0 & 0 \\ 0 & \varepsilon & 0 \\ 0 & 0 & 1 \end{pmatrix}, \Lambda = \begin{pmatrix} \lambda & -\omega & \delta \\ \omega & \lambda & 0 \\ -\lambda & \omega & -\delta \end{pmatrix}, F(U) = \begin{pmatrix} -u(u^2 + v^2) \\ -v(u^2 + v^2) \\ u(u^2 + v^2) \end{pmatrix}. \quad (2.2)$$

Remark 1. *It is not necessary for the results in this section that Ω is an interval. It is allowed Ω to be N -dimensional bounded domain for $N \geq 1$.*

We study the linearized system:

$$\begin{cases} \frac{\partial U}{\partial t} = D\Delta U + \Lambda U & \text{in } \Omega, \\ \frac{\partial U}{\partial \nu} = 0 & \text{on } \partial\Omega, \end{cases} \quad (2.3)$$

where $U = (u, v, w)$. Now we recall the eigenvalue problem of Laplacian with homogeneous Neumann boundary condition [1].

$$\begin{cases} \Delta \psi_n = -k_n^2 \psi_n, \\ \frac{\partial \psi_n}{\partial \nu} = 0 & \text{on } \partial\Omega, \end{cases} \quad (2.4)$$

where $0 = k_0^2 < k_1^2 \leq k_2^2 \dots$. If $\Omega = [0, 1]$, then we obtain $k_n = n\pi$.

For any integer n , the equations (2.3) admits solutions of the form $U_n(x, t) = V_n e^{\mu_n t} \psi_n(x)$, where $V_n \in \mathbb{R}^3$. By substitution, we have the eigenvalue problem

$$L_n V_n = \mu_n V_n, \quad (2.5)$$

where the matrix $L_n = \Lambda - k_n^2 D$ is given by

$$L_n = \begin{pmatrix} \lambda - \varepsilon k_n^2 & -\omega & \delta \\ \omega & \lambda - \varepsilon k_n^2 & 0 \\ -\lambda & \omega & -\delta - k_n^2 \end{pmatrix}. \quad (2.6)$$

It is obvious that the eigenvalues of $L_0 = \Lambda$ is identical to that of the local oscillator:

$$\mu_0 = 0, \quad \frac{1}{2} \left(2\lambda - \delta \pm \sqrt{\delta^2 - 4\omega^2} \right).$$

Next, we consider the case of $n \neq 0$. The characteristic polynomial φ_n of L_n is cubic:

$$\varphi_n(\mu) = \mu^3 - \text{tr} L_n \mu^2 + c_n \mu - \det L_n,$$

where

$$\begin{aligned} \text{tr} L_n &= 2\lambda - \delta - (1 + 2\varepsilon)k_n^2, \\ c_n &= (\varepsilon^2 + 2\varepsilon)k_n^4 + 2(\delta\varepsilon - \varepsilon\lambda - \lambda)k_n^2 + \lambda^2 + \omega^2 - \delta\lambda, \\ \det L_n &= -k_n^2 \{ \varepsilon^2 k_n^4 + (\delta\varepsilon^2 - 2\varepsilon\lambda)k_n^2 + \lambda^2 + \omega^2 - \delta\varepsilon\lambda \}. \end{aligned}$$

It is not impossible to express the solutions of $\varphi_n(\mu) = 0$ explicitly, but it is not suitable for bifurcation analysis. So we take a qualitative approach. We give a sufficient condition for the existence of a pair of complex conjugate eigenvalues of L_n and its real part becomes positive for some n .

We use Gershgorin's theorem[2]:

Theorem 1. *Every eigenvalues of an $n \times n$ matrix $A = (a_{ij})$ is contained in at least one of the Gershgorin circles*

$$C_i = \left\{ z \in \mathbb{C}; |z - a_{ii}| \leq \sum_{j \neq i}^n |a_{ij}| \right\} \quad (i = 1, \dots, n). \quad (2.7)$$

Theorem 2. *Let D_1, D_2, \dots, D_k be the disjoint components of the Gershgorin circles. Let D_i be the union of n_i of the circles (so that $\sum n_i = n$). Then D_i contains exactly n_i eigenvalues of A .*

The Gershgorin circles for L_n are

$$\begin{aligned} C_1^n &= \{ z \in \mathbb{C}; |z - (\lambda - \varepsilon k_n^2)| \leq \omega + \delta \}, \\ C_2^n &= \{ z \in \mathbb{C}; |z - (\lambda - \varepsilon k_n^2)| \leq \omega \}, \\ C_3^n &= \{ z \in \mathbb{C}; |z - (-\delta - k_n^2)| \leq \lambda + \omega \}. \end{aligned}$$

Since we assume that λ, ω and δ are nonnegative, we can omit the absolute value signs.

Lemma 1. *If $C_3^n \subset \{z \in \mathbb{C}; \operatorname{Re} z < 0\}$ and $C_1^n \cap C_3^n = \emptyset$, then L_n has at least one negative real eigenvalue.*

Proof. Obviously, $C_2^n \subset C_1^n$ holds. If $C_1^n \cap C_3^n = \emptyset$, then the disjoint components of the union of the Gershgorin circles of L_n consist of two circles. One contains two circles and the other contains only C_3^n . As we assume $C_3^n \subset \{z \in \mathbb{C}; \operatorname{Re} z < 0\}$, the eigenvalue contained in C_3^n must be negative real value. \square

Lemma 2. *$C_3^n \subset \{z \in \mathbb{C}; \operatorname{Re} z < 0\}$ and $C_1^n \cap C_3^n = \emptyset$ if and only if*

$$\lambda + \omega < \delta + k_n^2 \quad (2.8)$$

$$2\omega < (1 - \varepsilon)k_n^2 \quad (2.9)$$

Proof. The proof is straightforward. $C_3^n \subset \{z \in \mathbb{C}; \operatorname{Re} z < 0\}$ if and only if

$$-\delta - k_n^2 + \lambda + \omega < 0.$$

Hence we obtain $\lambda + \omega < \delta + k_n^2$.

$C_1^n \cap C_3^n = \emptyset$ if and only if

$$-\delta - k_n^2 + \lambda + \omega < \lambda - \varepsilon k_n^2 - \omega - \delta.$$

This is equivalent to $2\omega < (1 - \varepsilon)k_n^2$. \square

If (2.8) and (2.9) are satisfied, then L_n has at least one negative eigenvalue in C_3^n and the other eigenvalues are in C_1^n .

Next, we consider the extremal values of $\varphi_n(\mu)$. If the minimal value is positive, then $\varphi_n(\mu) = 0$ has a pair of complex conjugate roots.

$$\begin{aligned} \frac{d\varphi_n}{d\mu} &= 3\mu^2 - 2(\operatorname{tr} L_n)\mu + c_n \\ &= 3\mu^2 + 2(\delta - 2\lambda + (1 + 2\varepsilon)k_n^2)\mu \\ &\quad + (\varepsilon^2 + 2\varepsilon)k_n^4 + 2(\delta\varepsilon - \varepsilon\lambda - \lambda)k_n^2 + \lambda^2 + \omega^2 - \delta\lambda. \end{aligned}$$

The discriminant of $d\varphi_n/d\mu$, Δ_1 , is given by

$$\Delta_1 = (1 - \varepsilon)^2 k_n^4 + 2(1 - \varepsilon)(\delta + \lambda)k_n^2 + \delta^2 + \lambda^2 - \delta\lambda - 3\omega^2.$$

The condition (2.9) gives

$$\begin{aligned} \Delta_1 &> 4\omega^2 + 2(1 - \varepsilon)(\delta + \lambda)k_n^2 + \delta^2 + \lambda^2 - 2\delta\lambda + \delta\lambda - 3\omega^2 \\ &= \omega^2 + 2(1 - \varepsilon)(\delta + \lambda)k_n^2 + (\delta - \lambda)^2 + \delta\lambda > 0. \end{aligned}$$

Hence $d\varphi_n/d\mu = 0$ has two distinct real roots μ_{\pm} :

$$\mu_{\pm} = \frac{1}{3} \left(\operatorname{tr} L_n \pm \Delta_1^{\frac{1}{2}} \right).$$

In other words, $\varphi_n(\mu)$ has the maximal and minimal values. Here remark that

$$\Delta_1 < \{(1 - \varepsilon)k_n^2 + \delta + \lambda\}^2. \quad (2.10)$$

The minimal value $\varphi_n(\mu_+)$ is given by

$$\varphi_n(\mu_+) = -\det L_n + \frac{c_n}{3}\text{tr}L_n - \frac{2}{27}(\text{tr}L_n)^3 - \frac{2}{27}\Delta_1^{\frac{3}{2}}.$$

The inequality (2.10) gives

$$\begin{aligned} \varphi_n(\mu_+) &> -\det L_n + \frac{c_n}{3}\text{tr}L_n - \frac{2}{27}(\text{tr}L_n)^3 - \frac{2}{27}\{(1 - \varepsilon)k_n^2 + \delta + \lambda\}^3 \\ &= \frac{1}{3}\{(1 - \varepsilon)(2\omega^2 - \delta\lambda)k_n^2 - \delta\lambda^2 - \delta^2\lambda + (2\lambda - \delta)\omega^2\} \\ &= \frac{1}{3}\left[\{2\lambda - \delta + 2(1 - \varepsilon)k_n^2\}\omega^2 - \delta\lambda\{\delta + \lambda + (1 - \varepsilon)k_n^2\}\right]. \end{aligned}$$

Regard the right-hand side as a quadratic function of ω . Assume

$$2\lambda - \delta + 2(1 - \varepsilon)k_n^2 > 0. \quad (2.11)$$

Let

$$\tilde{\omega}_0 = \sqrt{\frac{\delta\lambda\{\delta + \lambda + (1 - \varepsilon)k_n^2\}}{2\lambda - \delta + 2(1 - \varepsilon)k_n^2}}.$$

If $\omega > \tilde{\omega}_0$, then $\varphi_n(\mu_+) > 0$. $\varphi_n(\mu) = 0$ has a pair of complex conjugate roots. Especially, $\tilde{\omega}_0$ is a monotonically decreasing function with respect to k_n . If the inequality holds for $n = 1$, then $\varphi_n(\mu) = 0$ has a pair of complex conjugate roots for any $n \geq 1$.

Let $\mu_{1,n}, \mu_{2,n}$ and $\mu_{3,n}$ be three eigenvalues of L_n . Suppose $\mu_{1,n} < 0$ and $\mu_{2,n} = \mu_{3,n}$. The coefficient c_n in $\varphi_n(\mu)$ satisfies

$$\begin{aligned} c_n &= \mu_{1,n}\mu_{2,n} + \mu_{2,n}\mu_{3,n} + \mu_{3,n}\mu_{1,n} \\ &= 2\mu_{1,n}(\text{Re}\mu_{2,n}) + |\mu_{2,n}|^2. \end{aligned}$$

Since we have $\mu_{1,n} < 0$, $c_n < 0$ implies $\text{Re}\mu_{2,n} > 0$. We give a sufficient condition for $c_n < 0$. Regard c_n as a quadratic function of k_n^2 and consider its discriminant Δ_2 .

$$\begin{aligned} \Delta_2 &= (\delta\varepsilon - \varepsilon\lambda - \lambda)^2 - (\varepsilon^2 + 2\varepsilon)(\lambda^2 + \omega^2 - \delta\lambda) \\ &= -(\varepsilon^2 + 2\varepsilon)\omega^2 + \delta^2\varepsilon^2 + \lambda^2 - \delta\lambda\varepsilon^2. \end{aligned}$$

Let

$$\omega_1^2 = \frac{\varepsilon^2(\delta^2 - \delta\lambda) + \lambda^2}{\varepsilon^2 + 2\varepsilon}.$$

If $\varepsilon > 0$ is sufficiently small, we can choose $\omega^2 < \omega_1^2$. Then we obtain $\Delta_2 > 0$ and the quadratic equation

$$c_n(\xi) \equiv (\varepsilon^2 + 2\varepsilon)\xi^2 + 2(\delta\varepsilon - \varepsilon\lambda - \lambda)\xi + \lambda^2 + \omega^2 - \delta\lambda = 0$$

has two distinct real roots:

$$\xi_{\pm} = \frac{1}{\varepsilon^2 + 2\varepsilon} \left(-\delta\varepsilon + \varepsilon\lambda + \lambda \pm \Delta_2^{\frac{1}{2}} \right).$$

If $\xi_- < k_n^2 < \xi_+$ for $n \in \mathbb{N}$, then $c_n < 0$. Hence we get $\text{Re}\mu_{2,n} > 0$ under the assumption. It is easy to check that $\xi_+ - \xi_-$ is monotonically decreasing with respect to small ε and $\xi_+ - \xi_- \rightarrow \infty$ as $\varepsilon \rightarrow 0$. In addition,

$$\xi_- = \frac{\lambda^2 + \omega^2 - \delta\lambda}{-(\delta\varepsilon - \varepsilon\lambda - \lambda) + \Delta_2^{\frac{1}{2}}} \rightarrow \frac{\lambda^2 + \omega^2 - \delta\lambda}{2\lambda} \quad \text{as } \varepsilon \rightarrow 0.$$

Furthermore, we can get $\xi_+ \rightarrow \infty$ as $\varepsilon \rightarrow 0$. Therefore $\xi_- < k_n^2 < \xi_+$ can be realized for sufficiently small ε .

Therefore we get the following theorem:

Theorem 3. *Let $\lambda, \omega, \delta > 0$ and $0 < \varepsilon < 1$. If the following four inequalities hold for an integer n , then L_n has a negative eigenvalue and a pair of complex conjugate eigenvalues:*

$$\lambda + \omega < \delta + k_n^2 \tag{2.12}$$

$$2\omega < (1 - \varepsilon)k_n^2 \tag{2.13}$$

$$2\lambda - \delta + 2(1 - \varepsilon)k_n^2 > 0 \tag{2.14}$$

$$\sqrt{\frac{\delta\lambda \{ \delta + \lambda + (1 - \varepsilon)k_n^2 \}}{2\lambda - \delta + 2(1 - \varepsilon)k_n^2}} < \omega \tag{2.15}$$

Furthermore, under the above assumptions, if ε is sufficiently small, then L_n has a pair of complex conjugate eigenvalues with positive real part.

Remark 2. *If the inequalities hold for $n = 1$, then L_n has a negative eigenvalue and a pair of complex conjugate eigenvalues for $n \geq 1$. Especially, it should be noted that even if the real part of 0-mode eigenvalue is negative ($2\lambda < \delta$), then that of n -mode can be positive for some $n \geq 1$. This implies that the wave instability occurs mathematically rigorously.*

Remark 3. *If $D_u = D_v = D_w = d > 0$, the problem is very easy. The eigenvalues of L_n are given by*

$$\mu_n = -dk_n^2, \quad \frac{1}{2} \left(2\lambda - \delta - 2dk_n^2 \pm \sqrt{\delta^2 - 4\omega^2} \right).$$

According to the monotonicity of the eigenvalues of Laplacian, 0-mode is the most unstable. Therefore, in this case, wave instability does not occur as the first bifurcation.

3 Numerical simulations

In this section, we briefly show the results obtained by numerical simulation. The system (1.3) with zero-flux boundary condition was solved numerically in one spatial dimension using an explicit finite difference method. To calculate the eigenvalues of each matrix L_n , we employed the QR method.

We have already known that the eigenvalues of L_n are one negative and a pair of complex conjugate. Therefore we focus on the real parts of the complex eigenvalues μ_n to study the bifurcation structure.

Figure 1 shows each Hopf bifurcation curve ($\text{Re}\mu_n = 0$) for corresponding Fourier mode in the parameter space (δ, λ) for some fixed ε . Here ε is the diffusion coefficient of u and v . Small ε leads to spatially non-uniform Hopf bifurcation, that is, wave instability. If ε is chosen smaller, then the higher Fourier mode becomes unstable as the first bifurcation. Hence it can be said that fast diffusion of w plays an important role for the emergence of the wave instability in (1.3). As shown in Figure 1, each of Hopf bifurcation curves can intersect. These intersections imply wave-wave interactions.

Figure 2 shows the behavior of the most unstable mode number as $\varepsilon \rightarrow 0$. The parameters are chosen so that $\text{Re}\mu_0 = 0$. At $\varepsilon = 1$, 0-mode eigenvalue is the most unstable. However, the most unstable mode number changes successively as ε approaches to zero.

Figure 3 shows stable standing wave solutions. The 2-mode standing wave solution is very similar to peripheral phase inversion behavior of plasmodium. Of course, standing waves with different wave-length can be observed for corresponding parameters. Furthermore, spatio-temporal patterns arising from the interaction between wave instabilities of different modes can be observed.

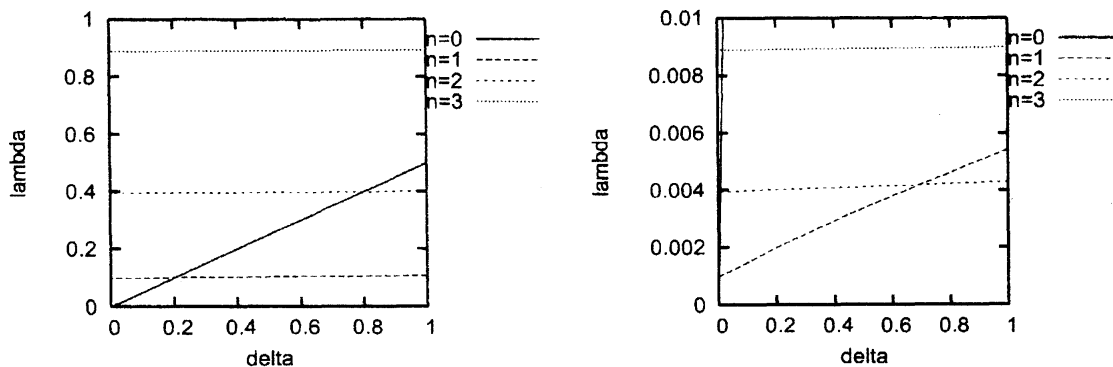


Figure 1: Hopf bifurcation curves in (δ, λ) -plane. Parameter: $\varepsilon = 0.01$ (left), $\varepsilon = 0.0001$ (right).

4 Discussion, Conclusion, and Future works

In the system (1.3), the wave instability plays a central and crucial role for pattern formation. It turned out the pattern like peripheral phase inversion to

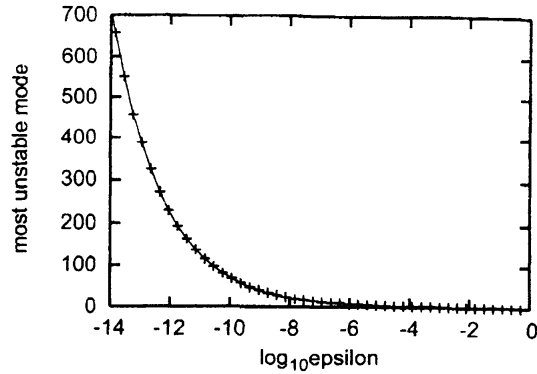


Figure 2: The most unstable mode number increases as $\varepsilon \rightarrow 0$. The parameters are $(\lambda, \omega, \delta) = (0.5, 1, 1)$. The horizontal line indicates $\log_{10} \varepsilon$ and the vertical line does the mode number which has the most positive eigenvalue for fixed ε .

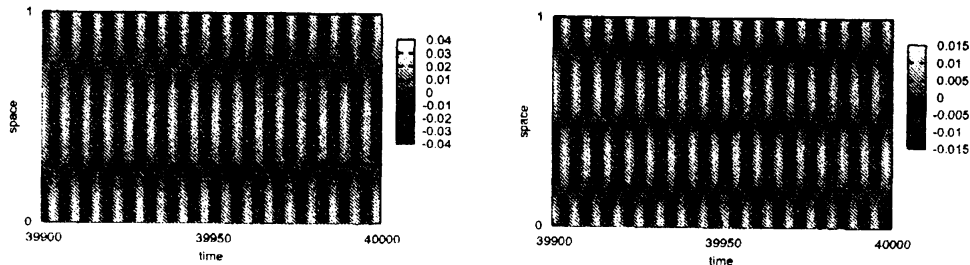


Figure 3: Stable standing wave solutions. The left is 2-mode oscillation for $(\lambda, \omega, \delta, \varepsilon) = (0.005, 1, 1, 0.001)$. The right is 3-mode oscillation for $(\lambda, \omega, \delta, \varepsilon) = (0.0004, 1, 1, 0.000003)$

be naturally included in the system. In addition, the system can exhibit many other spatio-temporal structures. Therefore, from the viewpoint of our study, we can interpret the work in [9] as follows: To understand the behavior of the plasmodium system mathematically, they crushed the structures in which the solution did not behave like the plasmodium system of *Physarum polycephalum* by considering spatially dependence of coefficients naturally. As a result, they succeeded to construct the mathematical model which was better to reproduce behavior of the plasmodium system cleverly.

In this study, $D_u = D_v$ is assumed. If $D_u \neq D_v$, the Turing instability might be caused. In [10], they study the pattern formation arising from the interaction between Turing and wave instability in 3-component oscillatory reaction diffusion system. Their system does not satisfy any conservation law. In the future, we would like to consider that how different the structure of bifurcations is? On the other hand, the homogenization of the synchronized oscillation cluster size, which has been already mentioned in §1, is another mathematically interesting problem. We try to make this be a mathematical result.




Figure 4: Mode interaction between 1-mode and 2-mode.

A Three oscillators system with D_3 symmetry

Equations. In this section we study a coupled oscillator system with three oscillators in ring, as in Figure 5. We consider the following system:

$$\begin{cases} \frac{du_i}{dt} = \lambda u_i - \omega v_i + \delta w_i - (u_i - \alpha v_i)(u_i^2 + v_i^2) + \varepsilon(u_{i+1} + u_{i-1} - 2u_i), \\ \frac{dv_i}{dt} = \omega u_i + \lambda v_i - (\alpha u_i + v_i)(u_i^2 + v_i^2) + \varepsilon(v_{i+1} + v_{i-1} - 2v_i), \\ \frac{dw_i}{dt} = -\lambda u_i + \omega v_i - \delta w_i + (u_i - \alpha v_i)(u_i^2 + v_i^2) + D_w(w_{i+1} + w_{i-1} - 2w_i), \end{cases} \quad (\text{A.1})$$

where $i = 0, 1, 2$ and the indices are taken mod 3. The coupling strengths ε and D are non-negative. Let the ratio between two coupling strengths be $r = \varepsilon/D_w$. Assume $D_w = 1$ throughout this paper. The parameter α is an amplitude dependency on phase velocity. We will consider the two-parameter bifurcation in (r, α) . If r is near 1, as we shall see later, the system shows in-phase oscillation ($U_0 = U_1 = U_2$). However, if r becomes sufficiently small, nonuniform oscillation occurs. Then local oscillators (u_i, v_i) are coupled very weakly or are not coupled directly, and the fast diffusive variables w_i mediate the coupling between local oscillators. It corresponds to the situation in which each cell of plasmodium is coupled by the tube.

The individual oscillators are denoted by column vector $U_i = (u_i, v_i, w_i)^t$. Then the system (A.1) is written in matrix form as follows:

$$\frac{d}{dt}U_i = \Lambda U_i + F(U_i) + K(U_{i+1} + U_{i-1} - 2U_i), \quad (\text{A.2})$$

where the matrix Λ and the function F are given by (2.2) and $K = \text{diag}(\varepsilon, \varepsilon, D_w)$ is a diagonal matrix.

Obviously, the sum $\sum(u_i + w_i)$ is conserved throughout the time-evolution. We assume $\sum(u_i + w_i) = 0$. Then (A.1) has a trivial equilibrium point $U_0 = U_1 = U_2 = 0$.

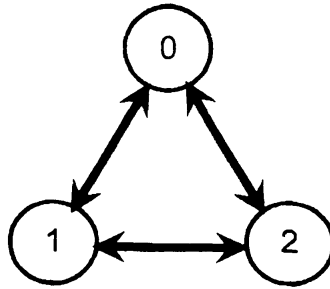


Figure 5: A ring of three oscillators.

Hopf bifurcation of trivial equilibrium point. First, we consider the Hopf bifurcation of trivial equilibrium point. We are assuming that the coupling of oscillators is symmetric, that is, invariant under interchanging the oscillators. Therefore the entire system has \mathbf{D}_3 symmetry. Theorem 4.1 from Chap.XVIII in [4] provides a list of possible oscillatory patterns. When the system (A.1) undergoes the Hopf bifurcation, either of the following two cases occurs:

1. The Hopf critical eigenvalues arise from the matrix Λ , and in-phase oscillation occurs.
2. The Hopf critical eigenvalues arise from the matrix $\Lambda - 3K$, and it gives rise to three branches of symmetry-breaking oscillations: *rotating(R)*, *partial in-phase(PI)* and *partial anti-phase(PA)*.

Because the matrices Λ and $\Lambda - 3K$ correspond to L_0 and L_1 defined by (2.6) with $k_1^2 = 3$, we can apply Theorem 3 in §2. Therefore, if ε is sufficiently small, the second case does occur. In this case, each oscillator is *inactive*, that is, each oscillator does not have limit cycle when there is no coupling.

Inactive case. Next, we consider the inactive case ($2\lambda < \delta$). The parameters are set as

$$\lambda = 0.01, \quad \omega = 1.0, \quad \delta = 0.025.$$

We follow the branches of periodic solutions by using of AUTO. Figure 6 is a two-parameter bifurcation diagram. In region E, trivial equilibrium point is stable. It undergoes the Hopf bifurcation at $r \approx 0.00291$ and three branches of solutions occur. R is stable while PI and PA are unstable. This Hopf bifurcation points are irrelevant to α . On the curve shown in figure, rotating solutions undergo torus bifurcation. In region N, the system shows non-periodic oscillations. Note that this diagram is incomplete. Figure 6 shows only bifurcations of rotating solution. However, as shown in [5], secondary Hopf bifurcation of partial anti-phase could be important. In fact, it is possible to observe the coexistence of periodic and non-periodic oscillation in region R near the torus bifurcation curve. It might be caused by secondary Hopf bifurcation of PA or PI . Figure 7 shows a time series of rotating solution for $\alpha = 0.0$ and Figure 8 is that of unstable PA and PI . Figure 9 shows a non-periodic orbit for $\alpha = 2.0$.

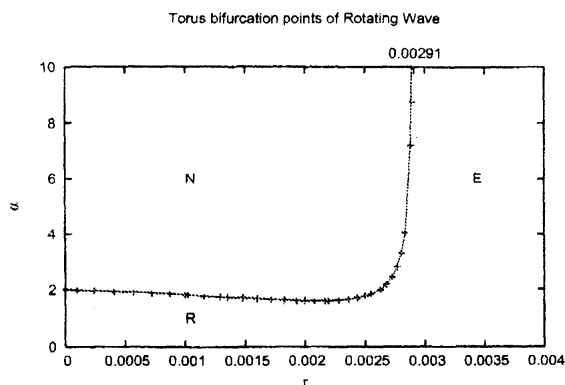


Figure 6: A two-parameter bifurcation diagram for $(\lambda, \omega, \delta) = (0.01, 1.0, 0.025)$. In region E, trivial equilibrium point is stable. The vertical line near $r = 0.00291$ is the Hopf bifurcation points. In most part of region R, the rotating solutions are stable. On the curve shown in figure, it undergoes torus bifurcation. In region N, the system shows non-periodic oscillations.

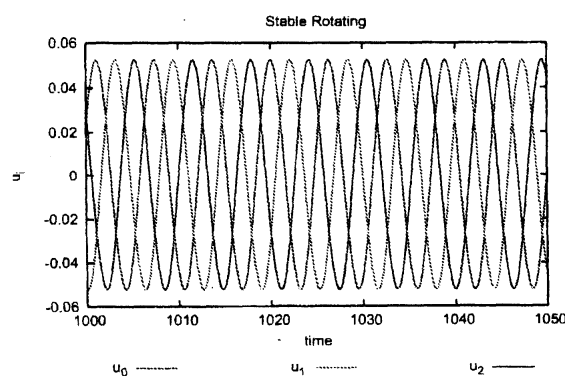


Figure 7: Time series of a stable rotating solution for $(\lambda, \omega, \delta, \alpha) = (0.01, 1.0, 0.025, 0.0)$. The values of u_0, u_1 and u_2 are indicated. The period of each oscillator is $T \approx 6.3$ and the phase difference is about 2.1.

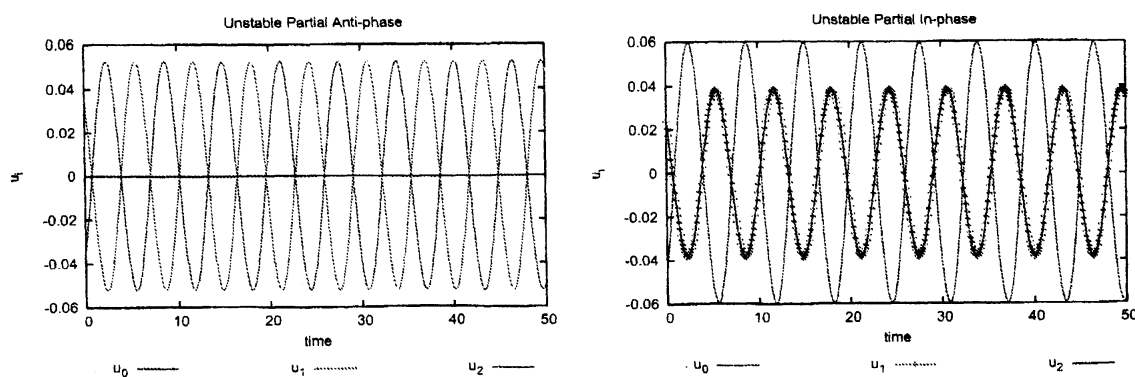


Figure 8: Time series of unstable solutions for $(\lambda, \omega, \delta, \alpha) = (0.01, 1.0, 0.025, 0.0)$. The values of u_0, u_1 and u_2 are indicated. Left: partial-anti-phase. Right: partial in-phase. In this figure, u_2 and u_3 are in-phase.

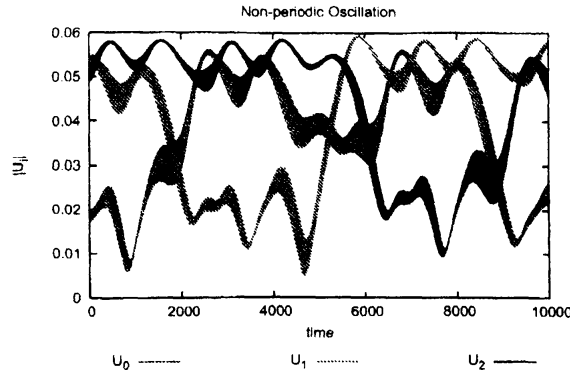


Figure 9: Time series of a non-periodic orbit for $(\lambda, \omega, \delta, \alpha) = (0.01, 1.0, 0.025, 2.0)$. The standard Euclidean norms of vectors U_0, U_1 and U_2 are indicated.

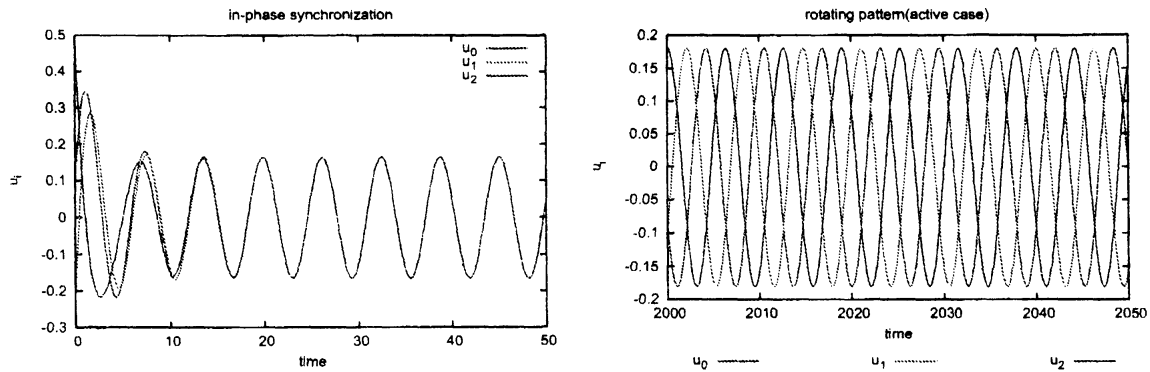


Figure 10: Time series of solutions for $(\lambda, \omega, \delta, \alpha) = (0.04, 1.0, 0.025, 0.0)$. The values of u_0, u_1 and u_2 are indicated. Left: an orbit tends to the synchronized state for $r = 0.1$. Right: rotating solution for $r = 0.002$.

Active(self-oscillating) case. Next, we consider the *active case* ($2\lambda > \delta$), that is, each element has a limit cycle even if there is no coupling. The parameters are set as

$$\lambda = 0.04, \quad \omega = 1.0, \quad \delta = 0.025.$$

In this case, if r is large, each oscillator tends to in-phase synchronization. For example, if we fix $r = 1$ and increase λ from 0, the first case of \mathbf{D}_3 symmetric Hopf bifurcation occurs at $\lambda = \delta/2$. Or, as shown in [3], if the coupling matrix K is proportional to the identity matrix and the local oscillator gives periodic solution, then the uniform oscillation is stable. As r decreases, the synchronous state loses its stability. Figure 10 shows some orbits observed in active case. If $\alpha = 0$, the stable in-phase synchronized state loses its stability at $r \approx 0.0036$. This critical value decreases as the parameter α increases. Figure 11 shows the bifurcation points of synchronized state. It is obtained by following the synchronized solution for each fixed value of α by AUTO.

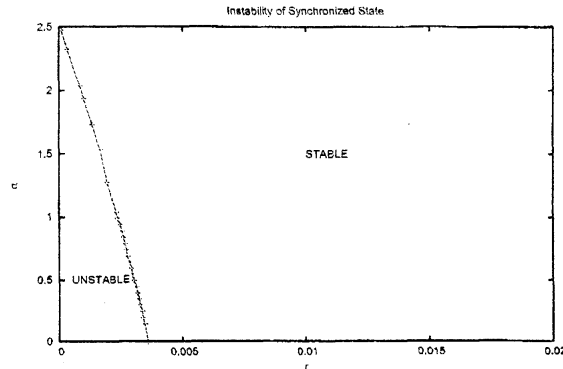


Figure 11: The bifurcation points of synchronized state in (r, α) -plane.

Conclusion We have presented a partial result of the bifurcation structure of three-oscillator system with conservation law. In inactive case, three non-uniform oscillatory patterns bifurcate at the Hopf bifurcation point. It is derived from the group theoretical bifurcation theory as shown in [4] and is also understood as an analogy of the symmetry-breaking induced by wave instability in our reaction-diffusion system with conservation law. Further bifurcations of these patterns lead to non-periodic oscillation. However, a more detailed analysis is necessary.

It is expected that the result similar to the case of three repulsively coupled Stuart-Landau equations studied in [5] is obtained. However, our result is incomplete. To understand the switching behaviour in the biological coupled oscillator system, we might have to propose a more appropriate mathematical model. It seems that, however, the character that the variable with fast diffusion mediates the coupling is essential.

References

- [1] Courant, R. and Hilbert, D.: *Methods of Mathematical Physics*, Interscience Publishers, New York(1953).
- [2] Franklin, J.N.: *Matrix Theory*, Prentice Hall, Englewood Cliffs, NJ (1968).
- [3] Fujisaka, H. and Yamada, T.: *Stability Theory of Synchronized Motion in Coupled-Oscillator Systems*, *Prog.Theor.Phys.* **69** (1983), pp.32-47.
- [4] Golubitsky, M., Stewart, I. and Schaeffer, D. G.: *Singularities and Groups in Bifurcation Theory Vol.II*, Springer-Verlag, Berlin(1988).
- [5] Ito, K. and Nishiura, Y.: *Intermittent switching for three repulsively coupled oscillators*, *Phys.Rev.E* **77** (2008), 036224.
- [6] Ogawa, T.: *Degenerate Hopf instability in oscillatory reaction-diffusion equations*, *DCDS Supplements*, Special volume (2007), pp.784-793.
- [7] Takamatsu, A., Tanaka, R., Yamada, H., Nakagaki, T., Fujii, T. and Endo, I.: *Spatiotemporal Symmetry in Rings Coupled Biological Oscillators of *Physarum* Plasmodial Slime Mold*, *Phys.Rev.Lett.* **87** (2001), 078102.

- [8] Takamatsu, A.: Spontaneous switching among multiple spatio-temporal patterns in three-oscillator systems constructed with oscillatory cells of true slime mold, *Physica D* **223** (2006), pp.180-188.
- [9] Tero, A., Kobayashi, R. and Nakagaki, T.: A coupled-oscillator model with a conservation law for the rhythmic amoeboid movements of plasmodial slime molds, *Physica D* **205** (2005), pp.125-135.
- [10] Yang, L., Dolnik, M., Zhabotinsky, A. M. and Epstein, I. R.: Pattern formation arising from interactions between Turing and wave instabilities, *J. Chem. Phys.*, 117 (2002), pp.7259-7265.