

Conservation law and Stability in Competitive Systems: Restoration phenomena from external perturbation

^{*,1} Lisa Uechi and ^{*,2} Tatsuya Akutsu

^{*}Bioinformatics Center, Institute for Chemical Research,
Kyoto University, Gokasho, Uji, Kyoto 611-0011, Japan

¹uechir@kuicr.kyoto-u.ac.jp

²takutsu@kuicr.kyoto-u.ac.jp

非線形競合現象における保存則と安定性：
システムの外部摂動からの回復現象

* 上地理沙・* 阿久津達也

* 京都大学化学研究所バイオインフォマティクスセンター
数理生物情報研究領域

A conservation law and stability, recovering phenomena and characteristic patterns of a nonlinear dynamical system have been studied and applied to physical, biological and ecological systems. In our previous study, we investigate a conservation law of a system of symmetric $2n$ -dimensional nonlinear differential equations. We use Lagrangian approach and Noether's theorem to analyze Lotka-Volterra type of competitive system. We observe that the coefficients of the $2n$ -dimensional nonlinear differential equations are strictly restricted when the system has a conserved quantity, and the relation between a conserved system and Lyapunov function is shown in terms of Noether's theorem. We find that a system of the $2n$ -dimensional first-order nonlinear differential equations in a symmetric form should appear in a binary-coupled form (BCF), and a BCF has a conserved quantity if parameters satisfy certain conditions. In this paper, competitive systems described by 2-dimensional nonlinear dynamical (ND) model with external perturbations are applied to population cycles and recovering phenomena of systems from microbes to mammals. The famous 10-year cycle of population density of Canadian lynx and snowshoe hare is numerically analyzed. We find that a nonlinear dynamical system with a conservation law is stable and generates a characteristic rhythm (cycle) of population density, which we call the *standard rhythm* of a nonlinear dynamical system. The stability and restoration phenomena are strongly related to a conservation law and the balance of a system. The *standard rhythm* of population density is a manifestation of the survival of the fittest to the balance of a nonlinear dynamical system.

保存則をもつシステムの安定性、回復現象や非線形現象における固有パターンの出現は、物理現象のみならず生命現象や生態系でも基礎研究やその特質についての応用がなされてきた。本研究の先行研究では、我々は対照的な相互作用を持つ $2n$ 次元の非線形常微分方程式に従うシステムの保存則を導出した。非線形競合システムで、主に Lotka-Volterra 型の競合項を含むシステムの保存則の導出にあたり、我々はラグランジアン手法やネーターの定理を用いた。システムが保存則を持つ場合には、 $2n$ 次元の非線形常微分方程式に現れる係数の関係は、保存則からの制限を持つことが明らかになりシステムの保存則と Lyapunov 関数と関連や、ネーターの定理からも古典的 Lotka-Volterra システムの保存量が導出できることが示された。また、対照的な $2n$ 次元一階非線形常微分方程式で記述されるシステムは binary-coupled form (BCF) で出現し、BCF はパラメタが保存則から導出される条件を満たす場合は保存則を持つことが分かった。本論文では、 $2n$ 次元の非線形競合システムを外部摂動項を含めた形に拡張し、2次元の非線形競合モデルと外部摂動を含む保存則モデルを個体数の周期変動や外部摂動からの回復現象に応用した。そして、Lotka-Volterra 型非線形競合モデルの応用例として用いられるオオヤマネコと白ウサギの 10 年周期で観測される個体密度変動に対して数値的解析を行った。我々は、保存則を持つ非線形システムは安定性を持ち、個体数の変動に対し固有のリズムまたはサイクルを持つことが明らかとなった。我々は非線形競合システムにおける固有のリズムを *standard rhythm* と呼び、安定性の一つの尺度と定義した。そして、安定性と回復現象は保存則とシステムのバランスと強い相関があることを明らかにし、個体密度の時間的変化に対する *standard rhythm* は非線形動的システムのバランスを保つための一つの適応戦略である可能性を示した。

1 Introduction

The concept of stability is important in order to understand natural phenomena in physical, biological and engineering systems. In our previous study, we studied the relation between a conservation law and stability of a $2n$ -dimensional competitive system that contains competitive interactions, self-interactions and mixing interactions. The system consists of $2n$ -dimensional nonlinear differential equations required

from Noether's theorem [1]. The $2n$ -dimensional nonlinear ordinary differential equations for a competitive system constructed to satisfy the conservation law have properties such as the addition law, which is empirically interpreted as recovery from injuries of skin and tissues in biological bodies.

It has been shown by many researchers that a relatively simple set of interactions can explain complex phenomena in biological systems [2, 3]. For example, in 1952, Turing suggested chemical molecular mechanism called the reaction-diffusion system [4] which is defined as semi-linear parabolic partial differential equations. This reaction-diffusion system is well applied for explaining stripe patterns of the marine angelfish, *Pomacanthus*, and restoration phenomena in its stripe patterns from injuries was observed [5, 6, 7]. Prigogine also proposed Brusselator model with nonlinear ordinary differential equations to illustrate spatial oscillations and Turing patterns [8]. It is also an interesting problem to investigate in ecological systems if a large complex system should be stable or not, and many researchers have discussed the criteria concerning the stability of a system for n dimensional ordinary differential equations and statistical framework [9, 10, 11, 12, 13]. What would be a reason why a simple set of interactions can explain complex phenomena? We discussed a system of interactions generalizing Lotka-Volterra type nonlinear competitive interactions and suggested that a conservation law could be a key to understand complex phenomena even in biological and ecological systems.

We investigated the system of $2n$ -dimensional coupled first-order differential equations by using Noether's theorem, which led to the following results. (i) The form of differential equations and coefficients of nonlinear interactions are strictly confined when the system has a conservation law which is constructed by interacting species of a particular experimental system. (ii) The conserved quantity of a system produces a Lyapunov function which is usually employed to study solutions of nonlinear differential equations. The conserved quantity is constructed by Noether's theorem, but the analysis of Lyapunov function would be used to check solutions to differential equations including those for non-conservative and dissipative systems. The system of differential equations with conservation law is different in this respect. (iii) A system of interactions could be analyzed as an assembly of a basic binary-coupled form (BCF). In other words, a complex interacting system can be decomposed into an assembly of binary-coupled systems. The BCF system is a simple basic set to explain complex phenomena defined by Noether's theorem. (iv) The BCF system with conservation law indicates an addition law which may be interpreted as the restoration or rehabilitation phenomena; those are known in a large system of neural network or computer network when a small disordered device or a part of network system is replaced by a normal device. These properties could be applied to stability and restoration phenomena of biological systems. (v) The conservation law is also useful to check accuracy of numerical solutions to nonlinear differential equations. As summarized above, we discussed that the basic nonlinear system in BCF is stable. The binary-coupled system and addition law supported by a conservation law can lead to a large, stable complex system. This is an important conclusion on the conserved binary-coupled model. Because the BCF system has such several interesting properties, we will apply the model in order to study stability and interaction mechanisms of biological systems.

In this paper, we will explain the properties of solutions with a conservation law and applications to biological systems. In Section 2, we extend the BCF model to simulate external perturbations numerically. There are various prey-predator type competitive models with perturbations, however, most of them are with small, stochastic perturbations. The behaviors of conservation laws with external perturbations have been seldom considered. We will explicitly discuss properties of the conserved, stable, 2-variable nonlinear interacting system with external perturbations and the conservation law, its indications and possible applications to nonlinear interacting system. We will show that 2-variable ND model has the properties of restoration and recovery from external perturbations. In Section 3, stability and population cycles of biological systems are examined in terms of a conservation law of the system. We will also

examine specific examples of the Canadian lynx and snowshoe hare [14, 15, 16, 17, 18, 19, 20] and the question of population cycles, and food chain of microbes in the lake [21, 22]. Conclusions and summary of results are given in Section 4.

2 The model of binary-coupled form (BCF)

2.1 $2n$ -ND system with perturbations

We discussed BCF system and the conservation law of $2n$ -nonlinear dynamical ($2n$ -ND) model in detail in the previous work [1]. In this study, we add external perturbations in $2n$ -variable nonlinear differential equations in order to examine characteristic behaviors of conserved nonlinear interacting systems. It should be noticed that the $2n$ -ND model is extended by adding external perturbation terms which maintain a conservation law given by Noether's theorem. The odd variable terms for x_i ($i = 1, \dots, 2n$) are

$$d_{2k,2k-1}\dot{x}_{2k-1} = \sum_{i=1}^n \left\{ (\alpha_{\{2ni+2k\}} + \alpha_{\{2n^2+2nk+2i-1\}})x_{2i-1} + (\alpha_{\{2n^2+2ni+2k\}} + \alpha_{\{2n^2+2nk+2i\}})x_{2i} \right. \\ \left. + \alpha_{\{4n^2+2ni+2k\}}x_{2i-1}x_{2i} \right\} + \sum_{j=1}^{2n} \alpha_{\{4n^2+2nk+j\}}x_jx_{2k-1} + c_{2k-1}, \quad (1)$$

where $k = 1, \dots, n$. The even variable terms for x_i ($i = 1, \dots, 2n$) are

$$d_{2k-1,2k}\dot{x}_{2k} = \sum_{i=1}^n \left\{ (\alpha_{\{2ni+2k-1\}} + \alpha_{\{2nk+2i-1\}})x_{2i-1} + (\alpha_{\{2n^2+2ni+2k-1\}} + \alpha_{\{2nk+2i\}})x_{2i} \right. \\ \left. + \alpha_{\{4n^2+2ni+2k-1\}}x_{2i-1}x_{2i} \right\} + \sum_{j=1}^{2n} \alpha_{\{4n^2+2nk+j\}}x_jx_{2k} + c_{2k}, \quad (2)$$

where $\dot{x} = dx/dt$, coefficients, $d_{i,j}$ express $d_{2k,2k-1} = \alpha_{2k} - \alpha_{2k-1}$, $d_{2k-1,2k} = \alpha_{2k-1} - \alpha_{2k}$. The linear coefficients and nonlinear coefficients α_i , ($i = 1, \dots, 8n^2 + 2n$) are arbitrary constant values. The last terms c_{2k-1} , c_{2k} , ($k = 1, \dots, n$) of (1) and (2) are constants or piecewise continuous constants, which are interpreted as external perturbations (temperature, seasons and other temporal, external inputs). One should note that constant terms have dimension of velocity, so they are different from actual external perturbations which are considered to effectively express external perturbations. Because external perturbations (inputs) change population densities as $\dot{x} = dx/dt$, we simulate numerically those effects with c_{2k-1} , c_{2k} as external inputs. The system has a conservation law derived from Noether's theorem which is proved in the paper [1]:

$$\Psi \equiv \sum_{i=1}^n \sum_{j=1}^{2n} \left\{ \alpha_{\{2ni+j\}}x_{2i-1}x_j + \alpha_{\{2n^2+2ni+j\}}x_{2i}x_j + \alpha_{\{4n^2+2ni+j\}}x_{2i-1}x_{2i}x_j \right\} \\ + \sum_{i=1}^n \{c_{2i}x_{2i-1} + c_{2i-1}x_{2i}\}. \quad (3)$$

Therefore, with the equations from (1) to (3), we are able to consider the conserved nonlinear dynamical system with external perturbations by employing piecewise continuous constant terms, c_{2k-1} , c_{2k} .

The physical meaning of conserved quantities in a biological system is difficult to define contrary to classical mechanics in physics, and so we would like to explain differences between Ψ -function and Hamiltonian. The Ψ -function in this study is derived from Noether's theorem with Euler-Lagrange equations of motion applied to the $2n$ -ND system. We discussed the binary-coupled form to generalize Lotka-Volterra type competitive system in the previous work.

The binary-coupled system has the conserved quantity (Ψ -function) and the Ψ -function may have similar physical meanings as the Hamiltonian of a system. However, the Hamiltonian is defined as the total energy of a system, and the energy has the dimension of the work, which is defined as force \times displacement [23, 24]. The conserved quantity Ψ is constant along with time, but it is constructed from interactions of $2n$ -ND system, not from the force, kinetic energy and potentials which are, in principle, converted to the work produced by the system. Hence, the Ψ -function may well be called as the ‘conserved quantity’, but not as the Hamiltonian of the system. The Ψ -function may correspond to (generalized) kinetic and potential energies of a system, but it is not possible to prove that the Ψ -function is equivalent to the Hamiltonian in terms of physics. In the $2n$ -ND model, variables denote population densities of a system of extended Lotka-Volterra type differential equations, and it is inappropriate to directly interpret the Ψ -function as the total energy or biomass of the system. However, it is important to comprehend that the conserved Ψ -function controls behaviors and properties of the system.

We showed that the conserved quantity, Ψ -function, can reproduce the Lyapunov function of classical Lotka-Volterra equations in the previous work [1]. It is essential to understand that Lyapunov functions for certain systems of differential equations can be derived from Noether’s theorem when a system has conserved quantities. Hence, in conserved systems such as $2n$ -ND systems, the conservation law and Noether’s theorem are fundamental to study properties of the system. The system with Lyapunov function has limit cycles and attractors, which designate energy dissipations of the system. The systems with Ψ -functions are strictly conserved systems, which should correspond to limit cycles at a given time. The dynamics of the system of Ψ -function evolves according to the conservation law Ψ , which is equivalent to Lagrangian dynamics in physical systems.

2.2 Properties of 2-variable ND model

The equations of 2-variable ND model are produced by setting $n = 1$ ($k = 1$) in equations (1) to (3), resulting in

$$\dot{x}_1 = \frac{1}{d_{21}} \{(\alpha_4 + \alpha_5)x_1 + 2\alpha_6x_2 + 2\alpha_8x_1x_2 + \alpha_7x_1^2\} + \frac{c_1}{d_{21}}, \quad (4)$$

$$\dot{x}_2 = \frac{1}{d_{12}} \{2\alpha_3x_1 + (\alpha_4 + \alpha_5)x_2 + 2\alpha_7x_1x_2 + \alpha_8x_2^2\} + \frac{c_2}{d_{12}}, \quad (5)$$

and the 2-variable ND model has the following conservation law,

$$\Psi \equiv \alpha_3x_1^2 + (\alpha_4 + \alpha_5)x_1x_2 + \alpha_6x_2^2 + \alpha_7x_1^2x_2 + \alpha_8x_1x_2^2 + c_2x_1 + c_1x_2. \quad (6)$$

The nonlinear interactions can generally represent, for example, Lotka-Volterra type prey-predator, competitive interactions, food-chain relations by adjusting nonlinear parameters $\alpha_1, \dots, \alpha_8$. The piecewise continuous constants, c_1 and c_2 are used as external perturbations in computer simulations, such as environmental conditions which increase or decrease interacting species in questions. The equations (4) \sim (6) form 2-variable BCF nonlinear differential equations with a conservation law.

Table 1: The list of nonlinear coefficients.

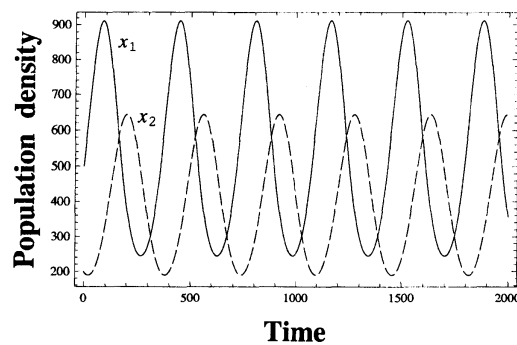
	α_1	α_2	α_3	α_4	α_5	α_6	α_7	α_8
Condition 1	1.0	401.0	-0.35	1.5	10.5	-0.01	-0.006	-0.011
Condition 2	1.0	401.0	-0.35	1.5	10.5	-0.51	-0.006	-0.011

By employing eqs. (4) ~ (6), we will show:

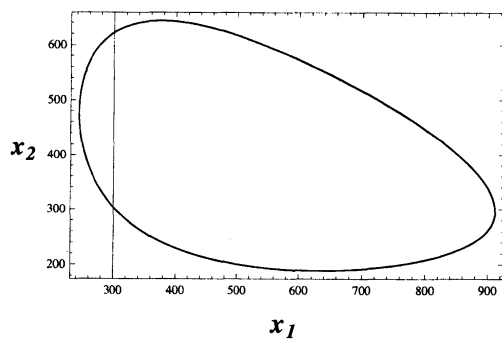
(1) solutions to the binary-coupled nonlinear equations maintain a characteristic (x_1, x_2) phase-space of solutions and recovery from external perturbations. The external perturbations can numerically reproduce environmental conditions such as temperature, climate and chemical substances which affect interacting species. The nonlinear binary-coupled model can be applied to examine responses of a system whether they are induced from internal interactions or external perturbations.

(2) The binary-coupled nonlinear equations with conservation law exhibit stable phase-space solutions, which are interpreted as stability and recovery of population-change in a biological system. The properties of the binary-coupled nonlinear interactions will be shown explicitly in numerical simulations.

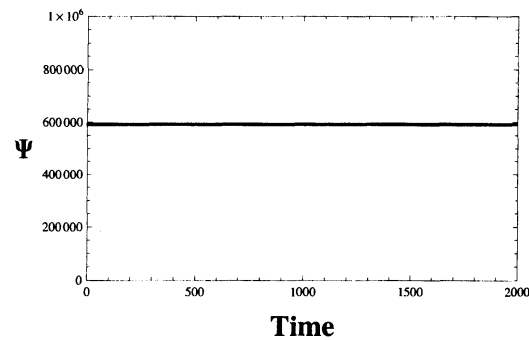
(3) By employing the 2-variable binary-coupled model, it is possible to simulate cycles of maxima and minima in population-change, delays of periodic times of population cycles for competitive species. Hence, cycles of population-change will be discussed in terms of the conservation law and nonlinear interactions.



(a) 2-variable ND solutions. Solid and dashed lines represent x_1 (prey) and x_2 (predator), respectively. One should note that the unit of time should be defined with respect to a system in consideration.



(b) Phase-space of 2-variable ND solutions.



(c) Conservation law Ψ of 2-variable ND. It is constant with respect to time.

Fig 1: A 2-variable ND solution and Conservation law Ψ .

Figure 1(a) shows the nonlinear interactions between species without external perturbations ($c_1 = 0$ and $c_2 = 0$), whose coefficients of nonlinear equations are set as in Table 1 (Condition 1). In a view of the classical Lotka-Volterra competitive system, it can be interpreted as that x_1 and x_2 represent prey and predator, respectively. Figure 1(b) is the phase-space given by solutions (x_1, x_2) . The solutions (x_1, x_2)

are periodic with respect to time, the maximum and minimum of (x_1, x_2) appear with a time-delay. Figure 1(c) shows the numerical value of the conserved function Ψ defined by (6), which is constant with respect to time.

The solutions (x_1, x_2) in Figure 1(a) show explicitly a time-delay of the peak for interacting species. The timings of peak and delayed peak are determined by nonlinear interactions and strength of coupling constant. The solutions (x_1, x_2) in Figure 1(b) show phase-space solutions, which are stable in the meaning that the conserved quantity Ψ is maintained constant and phase-space solutions are in the same trajectory for all time. The unit of time should be considered to adjust to the time scale of a system in consideration, because biological unit times are generally different from microbes to mammals.

The phase-space diagram 1(b) and the straight line of Figure 1(c) show that the solution is exact and stable [1]. The three figures exhibit important properties of solutions to the system of prey-predator type of competitive nonlinear interactions.

One of the important properties shown by the stable, conserved nonlinear system is that the interacting species repeat the rhythm of maxima and minima of the population. The periods of the rhythm are the result of complicated nonlinear interactions, but the system keeps the constant quantity Ψ with respect to time. The interesting applications of the BCF model are shown by employing in the paper 'Mysis in the Okanagan Lake food web'[21], Canadian Lynx and snowshoe hare [15], which will be explained in Section 3.

2.3 Recovering and restoration from perturbations

In order to investigate responses of a system to external perturbations, we introduce piecewise continuous constants, c_1 and c_2 , by using θ -functions such that

$$c_i = f_i \{ \theta(t - t_{start}) - \theta(t - t_{end}) \}, \quad (i = 1, 2), \quad (7)$$

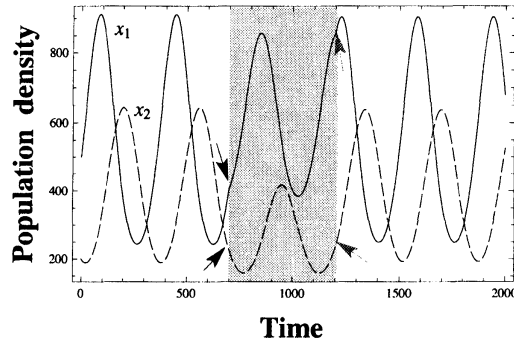
where $\theta(t - t')$ represents a step function:

$$\theta(t - t') = \begin{cases} 1, & (t \geq t'), \\ 0, & (t < t'), \end{cases} \quad (8)$$

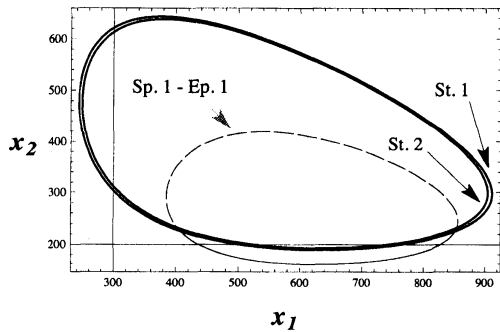
and coefficients f_i ($i = 1, 2$) are positive or negative constants to express strength of external perturbations. The constants are adjusted to produce reasonable maxima and minima in numerical simulations.

Figures 2(a), 2(b) and 2(c) show the reaction and recovery of the nonlinear interacting system from an external perturbation. One of the typical recovery of a system from a perturbed state is shown. In Figure 2(a), an external perturbation starts at $t = 700$ (Sp. 1), and the coefficient f_1 equals to -1260.0 and f_2 equals to zero in this example. The black arrow is the starting point of perturbation, and the gray arrow is the end of perturbation in Figures 2(a) and 2(c). The nonlinear coefficients are listed in Table 1 (Condition 1). The solutions (x_1, x_2) are deformed by the perturbation (Figure 2(a) and 2(b)). However, the system does not disintegrate but finds a new stable phase-space close to the original phase-space and maintains a new conserved relation. The perturbation ends at $t = 1200$ (Ep. 1), and the system recovers the original state (x_1, x_2) .

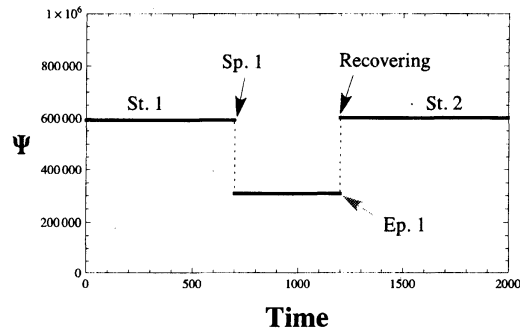
The timing of negative perturbation which reduces the population number x_1 or x_2 produces different results. When a negative perturbation is exerted in the increasing phase of x_1 or x_2 , the system will find a new conserved stable solution near the original solution, but when a negative strong perturbation is exerted before x_1 or x_2 gets to its minimum, the system may collapse: the system exhibits no solutions (x_1, x_2) , which would be interpreted as disintegration or extinction in biological systems.



(a) 2-variable ND solutions with a negative perturbation on prey x_1 . The perturbation is introduced from $t = 700$ to $t = 1200$ which is represented as gray background.



(b) The (x_1, x_2) phase-space transition with the negative perturbation as in (a). Solid line (St. 1) is initial state, and St. 2 is the recovered state after the end of perturbation. Dashed line is phase-space during Sp. 1 - Ep. 1.



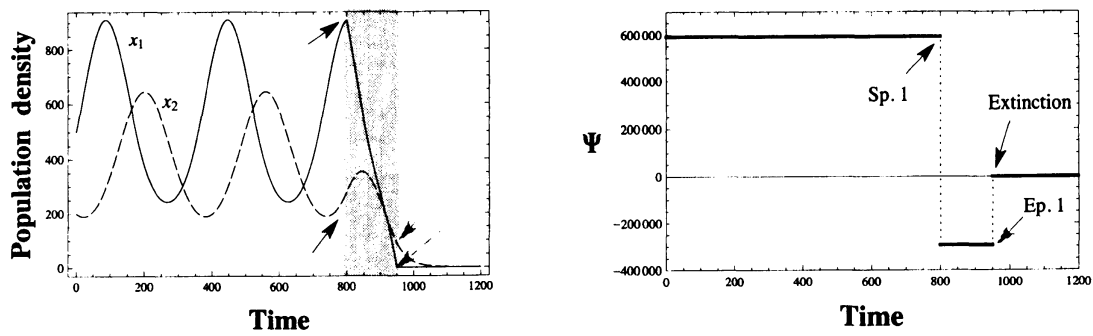
(c) Conservation law Ψ of 2-variable ND with one perturbation. Ψ changed $\Psi \simeq 600000$ to $\Psi \simeq 300000$ by introducing perturbation. It recovers after Ep. 1.

⊠ 2: An external perturbation and a recovery.

The conserved nonlinear system naturally exhibits maxima and minima without external perturbations, and so we call these maxima and minima as endogenous maximum and minimum. It is needed to distinguish them from enhanced maxima and minima by external perturbations.

In Figure 3, the response of a strong negative perturbation to prey after the peak of endogenous maximum is shown. The values of coefficients are listed in Table 1 (Condition 1). The starting point of this perturbation is at $t = 800$ and the end point of the perturbation is at $t = 950$. The negative constant of perturbation is $f_1 = -3175.3879$. The prey, x_1 , rapidly declines with negative perturbation, and (x_1, x_2) converges to zero for $t \gtrsim 1000$. These computer simulations may be compatible with known empirical results, for example, in pest control. A pest control is not so effective if it is performed in the season when harmful insects are in peak and active, because species are energetic enough to find a new stable life to live. It is effective when a pest control is performed in the season when harmful insects are not so active or in a declining state after endogenous maximum.

In the nonlinear interacting system, positive perturbations which will increase x_1 or x_2 do not always mean a positive effect on stability of the system. There is a limit to the value of a positive perturbation, because an increase of x_1 leads to a decrease of x_2 in a stable system (x_1, x_2) , which indicates that a



(a) 2-variable ND solutions with a critical negative perturbation on prey, x_1 . Solutions converge to zero after the perturbation.

(b) Conservation law Ψ with a critical negative perturbation. Ψ converges to zero after the critical perturbation.

Fig 3: Critical negative perturbation and extinction.

system has internally allowed maximum and minimum populations.

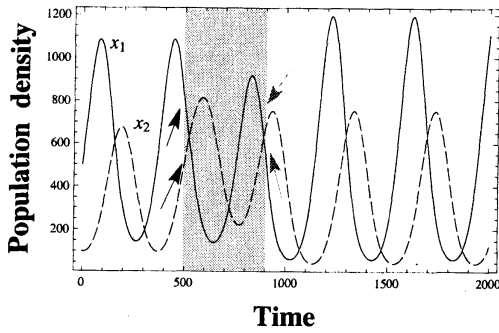
Figures 4 shows the behaviors of (x_1, x_2) at normal and critical values of positive perturbations, c_1 , for x_1 . The values of coefficients are listed in Table 1 (Condition 2). Figures 4(a) and 4(b) show that the normal positive perturbation which increases interacting species will increase the peak of (x_1, x_2) populations. However, at certain critical values of coupling constants, the prey-predator interaction cannot keep and support the rhythm of maxima and minima, and the system diverges. Figures 4(c) and 4(d) show that the system cannot maintain a stable, interacting system when the positive perturbation surpasses the critical value ($c_1 = 1599.924999$ in the current simulation). The unstable solutions branch out at $t \approx 1100$ when the value of perturbation changes from $f_1 = 1160.0$ to $f_1 = 1599.924999$.

Hence, in a conserved stable system, species seem to strictly control each other by seeking a new stable solution so that they can survive together. The competitive interacting system such as the conserved prey-predator relations may be considered to be a cooperative system for species to survive. It should be noted that if a dynamical prey-predator system is active, the rhythms of maxima and minima are clearly repeated, which is known in real prey-predator systems. However, if an external perturbation (exogenous interaction) exceeds a certain critical value of the competitive system, the rhythms of maxima and minima will disappear first and then after a time, the system will diverge (disintegrate). Therefore, the rhythm of wild-life indicates that the dynamical interactions between species are active and stable. When the rhythm of change disappear or does not come back, it may indicate that related species are in danger of extinction. The rhythm is important to examine if the wild life is normal and active, or harmed by human activities and external perturbations.

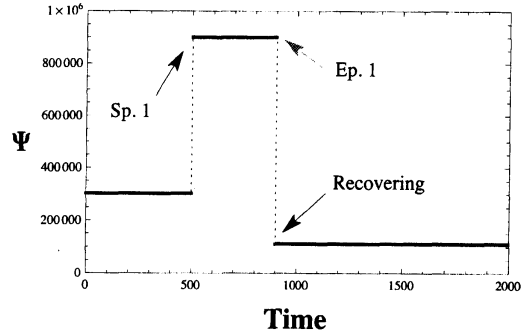
On the other hand, by adding another perturbation, we can show that it is possible to save species from extinction. Figure 5(a) is a result of a positive perturbation to save species (x_1, x_2) in a danger of extinction in Figure 3(a). We exerted a positive perturbation after Sp. 1 - Ep. 1 in Figure 5. The positive perturbations start at $t = 1000$ (Sp. 2) and end at $t = 1300$ (Ep. 2), the strengths of c_1 and c_2 are $f_1 = 200$, $f_2 = -1000$. Figure 5(a) shows that species are in danger of extinction, however, if positive external perturbations are properly inserted, the system will come back to life again.

2.4 Comments on “atto-fox problem”

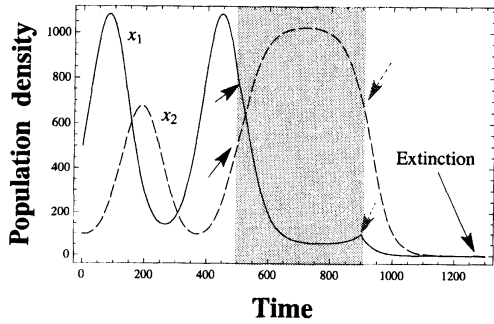
It should be noticed that a problem known as “atto-fox problem” [25, 26] in a system of differential equations will not occur in a conserved system of differential equations, because the problem is related



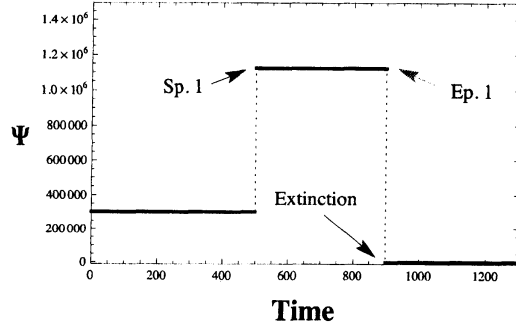
(a) 2-variable ND solutions with a positive perturbation. The perturbation starts at $t = 500$ and ends at $t = 900$ represented as gray background. The amplitudes of x_1 and x_2 become larger than before.



(b) The Conserved quantity Ψ with a positive perturbation. It recovers after perturbation but finds another equilibrium state.



(c) 2-variable ND solutions with a critical perturbation. x_1 and x_2 converge to zero after a critical perturbation.

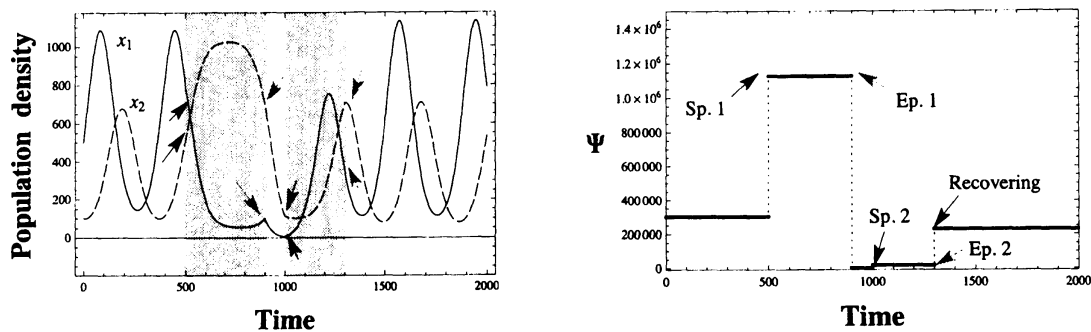


(d) Conservation law of 2-variable ND with a critical perturbation. The Ψ converges to zero after a critical perturbation.

⊠ 4: Critical perturbations and divergence of solutions.

to properties of the conserved or non-conserved system of differential equations. The $2n$ -ND system has the conservation law and the Ψ -function characterizes behaviors of solutions and systems. If Ψ -function is conserved and not equal to zero, the solution will converge and the system will be stable. The nonlinear ordinary differential equations with a conservation law can have a stable solution controlled by the Ψ -function, and solutions consist of a closed hyper-surface of $(x_1, x_2, \dots, x_{2n})$ for $2n$ -dimensional case. It should be noted that the admissible coefficients of nonlinear interactions are strictly confined by Ψ -function of the system.

The Ψ -function will not be constant when there are no solutions or unphysical solutions, and the property to maintain Ψ -function as constant will confine admissible solutions [1]. For example, if the 2-variable nonlinear interacting system has solutions which are extremely different as 10^{-18} orders like “atto-fox problem”, it is not possible that the system can maintain Ψ -function as constant in time. The phenomenon like “atto-fox problem” would appear in dissipative or non-conserved systems, because non-conserved and dissipative systems do not have the conservation law to control admissible solutions, and a large class of (unphysical) solutions can be allowed compared to the system of Ψ -function, which is the reason why the “atto-fox problem” could happen in non-conserved and dissipative systems. Therefore, the



(a) 2-variable ND solutions with perturbations to avoid converging to zero after a critical perturbation. x_1 and x_2 come back to life after the second perturbations.

(b) Conservation law Ψ with two perturbations in (a). Ψ recovers from the perturbation after Sp. 2 - Ep. 2.

⊠ 5: The critical behavior and restoration.

conserved system with Ψ -function will produce physical solutions controlled by the conservation law, and the phenomenon like the “atto-fox problem” will not be allowed in a conserved system with Ψ -function.

3 Conservation law and population cycles

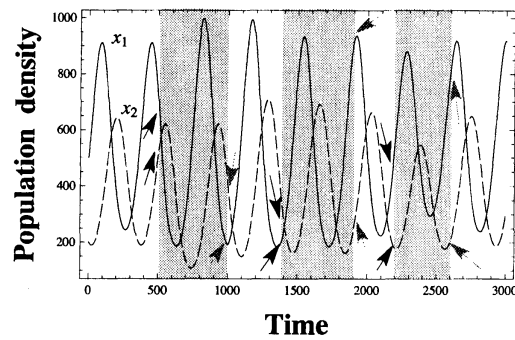
3.1 The food-web of Microbes in Okanagan Lake

One of interesting data of the ecological interactions is the interaction described in ‘Mysis in the Okanagan Lake food web: a time-series analysis of interaction strengths in an invaded plankton community’ [21]. Although the food-web in Okanagan Lake is not clarified definitely, mysis introduction to lakes is known as an effective method to enhance ecological interactions and its strengths among microbes and other creatures so as to increase fisheries productions.

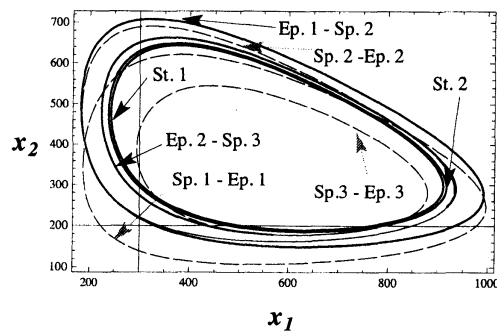
The time-series of dominant crustacean zooplankton densities in Okanagan lake has been measured monthly and suggested that mysis and zooplankton populations are synchronous and characterized by the cycle of the peak and bottom population densities. The cycles of population densities are primarily due to cycles of season and climate and then to mutual interaction of microbes. The analysis of microbes suggests that the density-dependent and delayed population regulation of microbes is evident. In addition to the seasonal factors, the regular cycles and the delayed peak and bottom populations densities of microbes are the results of strong nonlinear interactions of species. We numerically examined changes of population densities of microbes by employing the 2-variable conserved ND model.

The current conserved nonlinear model shows that the interacting species designate a *standard rhythm* of the peak and bottom population densities. There are some fluctuations at the peak and bottom densities, but they show the stable dynamic life as demonstrated in Figure 6 (a) ~ (c). Although, normal peak and bottom densities can be readily explained by adjusting coupling strength of model’s internal interactions, a sudden change of maxima which is often encountered in a biological data cannot be easily simulated by only adjusting internal coupling constants in the 2-variable nonlinear interacting model.

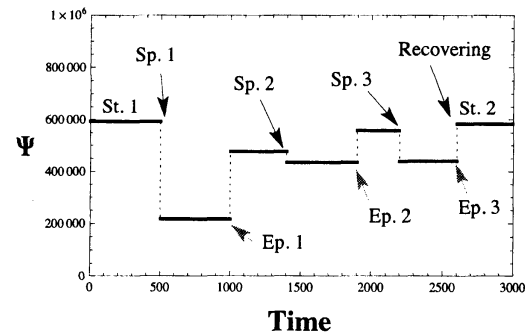
In Figure 6, several perturbations are exerted on the interacting 2-variable system. The first external perturbation starts at $t = 500$ (Sp. 1) and ends at $t = 1000$ (Ep. 1). The strength of perturbations in Sp. 1-Ep. 1 are $f_1 = -800$, $f_2 = -100$. The second external perturbation starts at $t = 1400$ (Sp. 2) and ends at $t = 1900$ (Ep. 2). The strengths of perturbations in Sp. 2-Ep. 2 are $f_1 = -50$, $f_2 = -120$. The



(a) 2-variable ND solutions with three external perturbations. The rhythm of x_1 and x_2 recovers from several perturbations. Gray backgrounds represent periods of perturbations.



(b) Phase-space transitions of x_1 and x_2 . Dashed lines represent solutions, x_1 and x_2 , during perturbations. Solid line represent solutions without perturbations.



(c) Conservation law Ψ with three perturbations. It recovers from three perturbations. $\Psi \simeq 60000$ in the St. 1 and St. 2.

Fig. 6: Several external perturbations and recoveries.

third external perturbation starts at $t = 2200$ (Sp. 3) and ends at $t = 2600$ (Ep. 3). The strength of perturbations in Sp. 3-Ep. 3 is set as $f_1 = -500$, $f_2 = -50$. The lines (x_1, x_2) may represent for instance, the prey-predator interactions, species of food-chain, and species interacting with its environmental factors (temperature or some environmental effects). Black arrows are starting point of perturbations, and gray arrows are the end of perturbations; parameters are listed in Table 1 (Condition 1). The time period is within $t = 4000$, initial values are $x_1 = 500$, $x_2 = 300$.

The significant properties of the stable nonlinear conserved system are that if external perturbations are not large enough to disintegrate the system, the system will find a stable conserved solution near the original system and continue a stable cycle (maxima and minima). It is clearly seen from (x_1, x_2) -phase space solutions in Figure 6(b). The system recovers from several external perturbations.

The numerical analysis can be applied to examine the change of population densities of microbes. For example, the time-series data of dominant crustacean zooplankton densities in the Figure 2 of the paper 'Mysis in the Okanagan Lake food-web', show that the sudden maxima of dominant zooplankton densities are seen in the period '99 ~ '02. The sudden increase of the peak is readily adjusted when an external perturbation is assumed in the simulation, however, it is not reproduced by adjusting internal

coupling constants in the 2-variable nonlinear model. Hence, it is concluded in the 2-variable model that there would have been certain positive external perturbation to the system of microbes in Okangan Lake during '98 ~ '01 considering a time-delay of external perturbations.

It is interesting to check what kind of external or internal perturbations is affecting the peak of population density during the period '98 ~ '01. If there are no explicit changes in external or internal factors during the period, a sudden increase of the peak could be a result of more complex internal interactions. For example, the rhythm of the peak and bottom population densities should be explained by 4-variable or 6-variable nonlinear interactions of microbes. The unusual rhythm indicates how exogenous (environmental) and endogenous (internal interactions) variables are affecting the dynamics of each component and environmental nature related to the species. The analysis of nonlinear model suggests that the sudden peak and bottom densities have important information on the dynamics of the system of species and environment. Hence, it is important to understand the *standard rhythm* of the peak and bottom population densities in order to distinguish them from unusual maxima and minima.

One should be careful that a positive perturbation on one of interacting species not only enhances the peak of maxima but also decreases minima in the rhythm of species. It is often true that the effect of enhancement is usually emphasized without taking care after negative effects. Hence, the enhancement of the number of population of a specific species may be harmful to other species in the food-web and consequently it endangers itself. Our analyses in Figure 4 and 5 show that if we carefully control the increase or decrease of the population of certain species after introduction of a positive effect, we can keep normal and stable dynamics of species suitable for the environment. For this purpose, it is essential to explicitly understand the *standard rhythm* from real observed data.

3.2 Population regulation in Canadian lynx and snowshoe hare

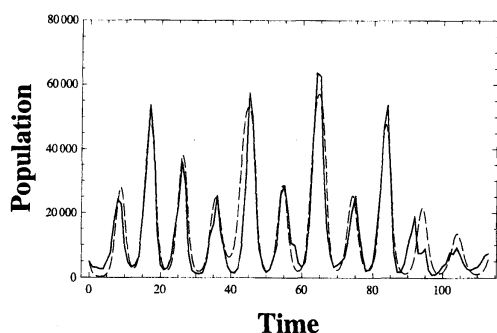
It is difficult to identify population regulation mechanisms about prey-predator patterns of large mammals because the large mammal's life span is relatively long compared with microbes. The prey-predator cycle such as wolves and caribous takes some decades of years to observe, their interacting relation and behaviors have been recently revealed with modern technology (GPS-colored animals) [14]. However, the food-web configuration between snowshoe hare and Canadian lynx is well-known prey-predator type phenomena, and a ten-year cycle of Canadian lynx was examined from the data of Canada lynx fur-trades return of the Northern Department of the Hudson's Bay Company (the data are from C. Elton and M. Nicholson [15]).

The Canadian lynx and snowshoe hare have a synchronous ten-year cycle in population numbers [14, 16]. The fundamental mechanisms for these cycles are maintained by the important factors such as nutrient, predation and social interactions [17]. In addition to the important factors, the nonlinear model with conservation law suggests that species of a system consequently find a strategy or a mechanism to survive for long-time periods. In other words, the cycle of population density is a manifestation of the strategy or mechanism to survive, which is suggested by stability of phase-space solutions determined by conservation law of a system.

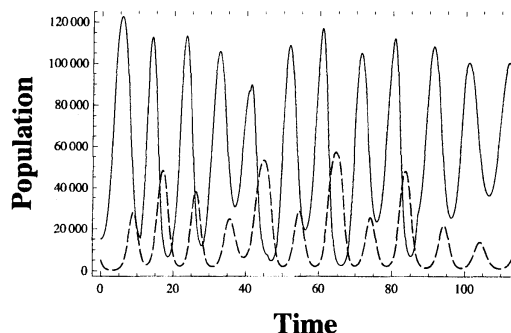
The nonlinear interactions with conservation law show a *standard rhythm* and stability from external perturbations as shown in Figure 6. The feeding and nutrient experiments in [17] are considered as

Table 2: The list of nonlinear coefficients of simulation in Figure 7.

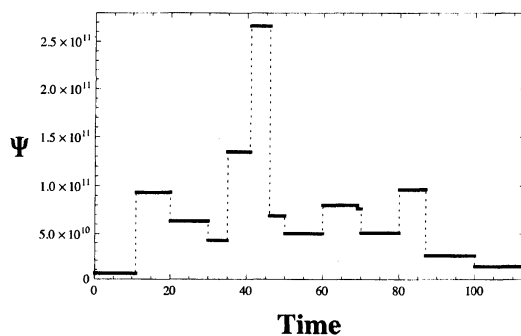
α_1	α_2	α_3	α_4	α_5	α_6	α_7	α_8
1.0	635.0	-0.35	700.5	300.5	-0.35	-0.0068	-0.016



(a) The 2-variable ND simulation of Canadian lynx population. The solid line represents Canadian lynx population [15], and the dashed line represents a theoretical solution of 2-variable ND with several perturbations.



(b) The estimated population of Canadian lynx and snowshoe hare. The dashed line represents Canadian lynx population simulated by 2-variable ND model with perturbations, and the solid line represents approximate population of snowshoe hare.



(c) Transition of conservation law Ψ with respect to time. Several perturbations are introduced.

☒ 7: Simulation of Canadian lynx and snowshoe hare.

external perturbations to the system. As shown in Figure 6, the perturbations cause certain effects on the system, but the system will find a rhythm to maintain the dynamics of species, which is not so different from the original *standard rhythm*. Our numerical results agree with conclusions derived from feeding experiments and nutrient-addition experiments. Therefore, we propose that the properties of the system which has a conservation law should be a key to understand the unanswered question: why do these cycles exist?.

The results of computer simulations show that the timing of perturbation leads to different results. This is also confirmed by the feeding experiment of snowshoe hare: “... during the peak of the cycle in 1989 and 1990 had no impact on reproductive output ... however, during the decline phase in 1991 and 1992, the predator exposure plus food treatment caused a dramatic increase in reproductive output ...” [17]. This fact can be examined in our model calculations. The perturbation in the peak phase does not cause large effects on *standard rhythm*, but negative and positive perturbations during a decreasing or increasing phase induce dramatic effects.

The cycle of *standard rhythm* for Canadian lynx and snowshoe hare indicates that the stable dynamical system of lynx and hare functions normally and environmental nature is conserved in reasonable

Table 3: The list of external perturbations in Figure 7. The periods of positive and negative perturbations to numerically simulate Canadian lynx population. Note that the values of f_1 have the meaning of velocity (number/time).

Perturbation	Time	Strength of f_1
Sp. 1 - Ep. 1	$0 \leq t \leq 11$	-11000000
Sp. 2 - Ep. 2	$20 \leq t \leq 30$	-4000000
Sp. 3 - Ep. 3	$30 \leq t \leq 35$	-12000000
Sp. 4 - Ep. 4	$35 \leq t \leq 41$	-8000000
Sp. 5 - Ep. 5	$41 \leq t \leq 46$	4200000
Sp. 6 - Ep. 6	$50 \leq t \leq 60$	-9000000
Sp. 7 - Ep. 7	$60 \leq t \leq 69$	1140000
Sp. 8 - Ep. 8	$70 \leq t \leq 80$	-11000000
Sp. 9 - Ep. 9	$87 \leq t \leq 100$	-14500000
Sp. 10 - Ep. 10	$100 \leq t \leq 113$	21500000

conditions. However, as we have shown in Figure 4(c) and 4(d), if a strong negative perturbation is applied persistently for a long period, the system would fall into a danger of extinction. The important results of our simulation tell that before a system gets in danger of extinction, the *standard rhythm* of the system will tend to become ambiguous or disappear. Hence, if we carefully observe the *standard rhythm* of a specific system of species, we could help the dynamical system save and preserve related natural environment.

In Figure 7, we simulated the Canadian lynx data of the Hudson's Bay Company from 1821 to 1910, which is approximately thought as the lynx-population density. The interpolated Elton's data was downloaded from [27]. The solid-line in Figure 7(a), is lynx-population data and the dashed-line is the results of our numerical simulation using 2-variable nonlinear interactions between lynx and snowshoe hare (Figure 7(b)). The conserved binary-coupled model tells that there should have been some external perturbations, although we cannot make sure at the present what kinds of external perturbations were exerted. The actual population density of snowshoe hare is not known, and so we assumed a reasonable population density and several external perturbations for numerical simulations in order to fit the lynx population data (see, Table 2 and Table 3).

The snowshoe hare gets several positive and negative perturbations, but the overall rhythms of lynx and hare are not altered. As suggested by in Figure 6(b), the phase-space of lynx and snowshoe hare is stable against several external perturbations. This is also compatible with the empirical fact that the ten-year cycle in snowshoe hare is resilient to a variety of natural disturbances from forest fires to short-term climatic fluctuations. However, as shown in our model calculation in Figure 4(c), a long-term (more than ten years) negative perturbations and a vast environmental change that humans could cause would definitely endanger the *standard rhythm* of snowshoe hare, lynx and related species.

4 Conclusions

In this paper, we examined characteristic properties of several ecological systems based on conserved nonlinear interactions which include generalized Lotka-Volterra type prey-predator, competitive interactions. In Section 2.1, we extended our $2n$ -variable ND model by including external perturbations in order to apply the model to more realistic biological phenomena and to study responses of a biological system to external perturbations.

We simulated external positive and negative perturbations by employing piecewise constant terms in our nonlinear equations. As it is discussed in the analysis, the results of simplified perturbations agreed with the experiments and empirical data reasonably well. The numerical simulations showed the existence of the *standard rhythm* which is characteristic to a nonlinear conserved system. It is essential to understand *standard rhythm* by observing and taking data of a system so that we can distinguish unusual maxima and minima from *standard rhythm*. This gives a possibility to examine signatures that distinguish internal effects from external ones.

The ten-year cycle of lynx and hare is a very interesting biological phenomenon. Though a cycle of a biological system should be a phenomenon composed of complex and multi-biological interactions, the 2-variable BCF analysis has revealed the interesting results on properties of the biological phenomena. The ten-year cycle of lynx and hare is stable and resilient to external perturbations, which is reproduced in our model calculations. The system with conservation law shows stable cycles and recovering phenomena, which are displayed numerically in phase-space solutions. The stability and conservation law are constructed at least by binary-coupled species in biological and ecological systems, and they are maintained in a more complicated multi-coupled system, as we proved in a general form [1].

The coupling constants of interacting species expressed in nonlinear differential equations are considered to have been determined in a long time by complicated environmental and internal factors of a specific system, such as the landforms, seasons, climate and temperature. Once members and structures of dynamical systems were constructed, appropriate dynamical systems would be maintained for long-time periods with internal factors such as nutrient, predation and social interactions. The predation and social interactions are expressed as complicated nonlinear relations in mathematical terms. This may be explained by the fact that members of a system have a well-conserved rhythm respectively and these rhythms also have a well-determined slight delay to each other, which indicates that certain nonlinear interactions among members exist.

The important factors (nutrient, predation and social interactions) are needed for all species to survive in nature, but they easily change by natural conditions. In addition, an unusual increase of population numbers of a species would endanger the survival of a species itself as well as other species (see the numerical simulations in Figure 4). The important property of the nonlinear model with conservation law is that the binary-coupled system can have the persistent stability and recovering strength to external perturbations. As a predator needs a prey for its food, a prey needs a predator for the conservation of their own species. The conservation law and rhythm of species are considered to be constructed by species and natural conditions in a system for a long time, and hence, the cycle (rhythm) of species would be interpreted as a manifestation of the survival of the fittest to the balance of a biological system.

We conclude that stability and conservation law are constructed by species in mutual dependency or cooperation to survive for long-time periods in severe nature. The *standard rhythm* should be regarded as the result of strategy for species to live in nature. Whatever roles they have to play, the species that can fit and balance with other creatures can survive in nature. A strong predator cannot even survive if it ignores the law of the *standard rhythm* and conservation law of a system constructed by other members and the environment. We hope that this study will help understand both activities of animals and humans in natural life.

参考文献

- [1] L. Uechi and T. Akutsu. Conservation laws and symmetries in competitive systems. *Progress of Theoretical Physics Supplement*, 194:210–222, 2012.
- [2] H. Meinhardt. *Models of biological pattern formation*, volume 6. Academic Press London, 1982.
- [3] A. Gierer and H. Meinhardt. A theory of biological pattern formation. *Biological Cybernetics*, 12:30–39, 1972.
- [4] A.M. Turing. The chemical basis of morphogenesis. *Philosophical Transactions of the Royal Society of London. Series B, Biological Sciences*, 237:37–72, 1952.
- [5] S. Kondo and R. Asai. A reaction-diffusion wave on the skin of the marine angelfish pomacanthus. *Nature*, 376:765–768, 1995.
- [6] I. Lengyel and I.R. Epstein. Modeling of turing structures in the chlorite-iodide-malonic acid-starch reaction system. *Science*, 251:650–652, 1991.
- [7] N. Kumar and W. Horsthemke. Effects of cross diffusion on turing bifurcations in two-species reaction-transport systems. *Physical Review E*, 83:036105, 2011.
- [8] T. Biancalani, T. Galla, and A. J. McKane. Stochastic waves in a brusselator model with nonlocal interaction. *Physical Review E*, 84:026201, 2011.
- [9] R.M. May. Will a large complex system be stable? *Nature*, 238:413–414, 1972.
- [10] J.E. Cohen and C.M. Newman. When will a large complex system be stable? *Journal of theoretical Biology*, 113:153–156, 1985.
- [11] K. Tokita. Species abundance patterns in complex evolutionary dynamics. *Physical review letters*, 93:178102, 2004.
- [12] J. Daniels and A.L. Mackay. The stability of connected linear systems. *Nature*, 251:49–50, 1974.
- [13] A.R. Ives and S.R. Carpenter. Stability and diversity of ecosystems. *science*, 317(5834):58–62, 2007.
- [14] N.C. Stenseth, W. Falck, K.S. Chan, O.N. Bjornstad, M. O'Donoghue, H. Tong, R. Boonstra, S. Boutin, C.J. Krebs, and N.G. Yoccoz. From patterns to processes: phase and density dependencies in the canadian lynx cycle. *Proceedings of the National Academy of Sciences*, 95:15430–15435, 1998.
- [15] C. Elton and M. Nicholson. The ten-year cycle in numbers of the lynx in canada. *The Journal of Animal Ecology*, 11:215–244, 1942.
- [16] N.C. Stenseth, W. Falck, O.N. Bjørnstad, and C.J. Krebs. Population regulation in snowshoe hare and canadian lynx: asymmetric food web configurations between hare and lynx. *Proceedings of the National Academy of Sciences*, 94:5147, 1997.
- [17] C.J. Krebs, R. Boonstra, S. Boutin, and A.R.E. Sinclair. What drives the 10-year cycle of snowshoe hares? *BioScience*, 51:25–35, 2001.
- [18] M. Basille, D. Fortin, C. Dussault, J.P. Ouellet, and R. Courtois. Ecologically based definition of seasons clarifies predator–prey interactions. *Ecography*, 35:1–10, 2011.
- [19] B. Blasius, A. Huppert, and L. Stone. Complex dynamics and phase synchronization in spatially extended ecological systems. *Nature*, 399:354–359, 1999.

- [20] J. Maquet, C. Letellier, and L.A. Aguirre. Global models from the canadian lynx cycles as a direct evidence for chaos in real ecosystems. *Journal of Mathematical Biology*, 55:21–39, 2007.
- [21] D.E. Schindler, J.L. Carter, T.B. Francis, P.J. Lisi, P.J. Askey, and D.C. Sebastian. *Mysis* in the okanagan lake food web: a time-series analysis of interaction strengths in an invaded plankton community. *Aquatic Ecology*, 46:1–13, 2012.
- [22] N.H. Gazi. Dynamics of a marine plankton system: Diffusive instability and pattern formation. *Applied Mathematics and Computation*, 218:8895–8905, 2012.
- [23] J.D. Logan. *Invariant variational principles*. Academic Press, 1977.
- [24] H. Goldstein and V. Twersky. Classical mechanics. *Physics Today*, 5:19, 1952.
- [25] D. Mollison. Dependence of epidemic and population velocities on basic parameters. *Mathematical biosciences*, 107(2):255–287, 1991.
- [26] P.E. Kloeden and C. Pötzsche. Dynamics of modified predator-prey models. *International Journal of Bifurcation and Chaos*, 20(09):2657–2669, 2010.
- [27] http://www.atomosyd.net/spip.php?action=dw2_out&id=42.