

Semi-parabolic Implosion

Eric Bedford
Indiana University

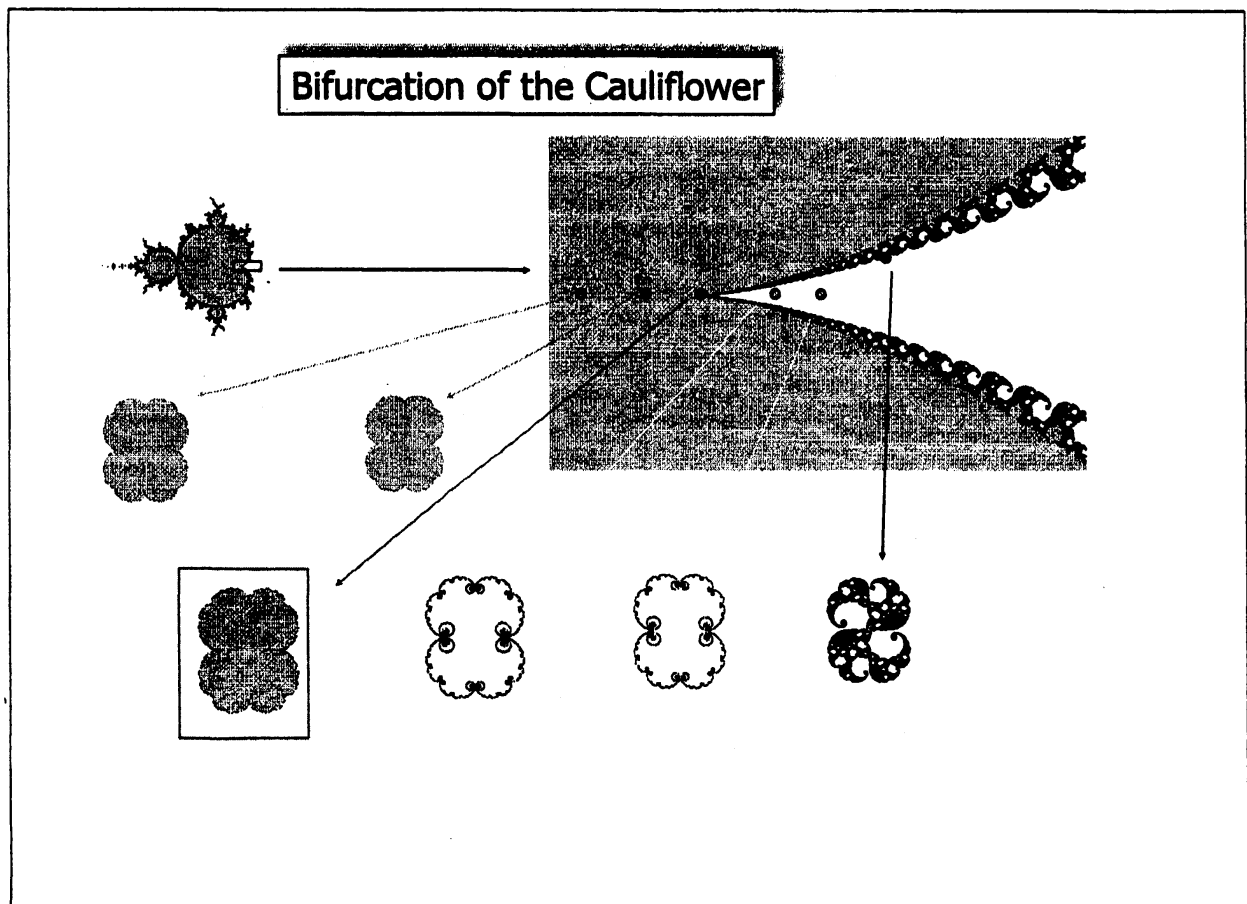
Complex Dynamics and Related Topics

Research Institute for Mathematical Sciences, Kyoto University

September 3–6, 2007


Semi-Parabolic Implosion: Dimension 2

Work in progress with J. Smillie and T. Ueda



Parabolic Implosion: $J_{\frac{1}{2}} \neq \lim_{\epsilon \rightarrow 0^+} J_{\frac{1}{2} + \epsilon}$
 The “inner curls” of $J_{\frac{1}{2} + \epsilon}$ suddenly disappear.

$c=0.251$



Lavaurs, Douady, Zinsmeister, Shishikura,

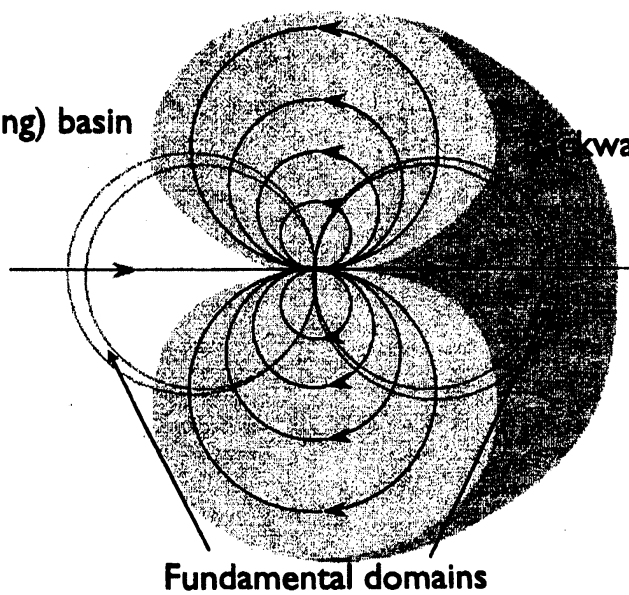
(Local) Parabolic Dynamics

$$f: z \mapsto z + z^2 + \dots$$

$$f^{-1}: z \mapsto z - z^2 + \dots$$

Forward (attracting) basin

Backward (repelling) basin



Fundamental domains

Forward and backward Fatou coordinates on the attracting and repelling basins:

$$\begin{aligned}\Phi^+ : \mathcal{B}^+ &\rightarrow \mathbb{C} \\ \Phi^+ \circ f &= \Phi^+ + 1\end{aligned}$$

$$\begin{aligned}\Phi^- : \mathcal{B}^- &\rightarrow \mathbb{C} \\ \Phi^- \circ f^{-1} &= \Phi^- - 1\end{aligned}$$

We map the crescent in the forward basin to \mathbb{C} by the Fatou coordinate


$$\Phi^- : \mathcal{B}^- \rightarrow \mathbb{C}$$

then we “graph” the Fatou coordinate

$$\Phi^+ : \mathcal{B}^+ \rightarrow \mathbb{C}$$

inside the image basin by showing the level sets of the real and imaginary parts. Our pictures are not the “normal” ones, since they take place only inside the crescents.

View of the 1-D quadratic map with $c = .25$. Note critical points (not part of the most local picture). View is truncated above (level curves are straight) and below (leave basin). There is a lot of gray, and then we encounter the “lower half” of this picture. Note the periodicity.



Move to 2-D mappings:

$$f(x, y) = ((1 + a)x - ay + x^2 + bx^3 + cx^4, x)$$


is a biholomorphic map when a is nonzero.

We have $b = c = 0$ in most pictures. The Jacobian is constant ($= a$). The origin $(0,0)$ is fixed, and the eigenvalues at the origin are 1 and a . The case

$$a = 0$$

gives a 1-D map corresponding to the cusp of the main cardioid of M .

We work only with the case $0 < |a| < 1$. Values such as $a = 0.3$ are "very large".



Forward and backward Fatou coordinates on the attracting and repelling basins:

$$\begin{aligned}\Phi^+ : \mathcal{B}^+ &\rightarrow \mathbb{C} \\ \Phi^+ \circ f &= \Phi^+ + 1\end{aligned}$$

$$\begin{aligned}\Phi^- : \mathcal{B}^- &\rightarrow \mathbb{C} \\ \Phi^- \circ f^{-1} &= \Phi^- - 1\end{aligned}$$

A (partially defined) dynamical system on the overlap of forward/backward basins is given by the “transition function” or “Lavaurs map” (essentially visible in the previous pictures) between the two Fatou coordinates:

$$g_\alpha := (\Phi^+)^{-1} \circ T_\alpha \circ \Phi^-, \quad T_\alpha(w) = w + \alpha$$

The translation parameter α is arbitrary since the Fatou coordinates are only defined modulo additive constants. The maps commute, and the pair (f, g_α) defines a new dynamical system. We define the dynamically invariant set:

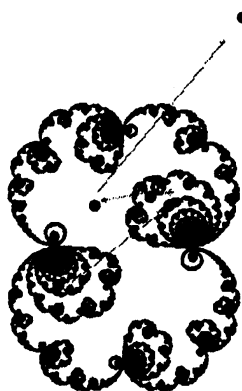
$$K_\infty(f, g_\alpha) := \{z : g_\alpha^n f^m(z) \in \mathcal{B}, \forall n, m \geq 0\}$$

Julia-Lavaurs set:

Here we apply a map g_α to a point of the filled Julia set of

$$p(z) = z^2 + \frac{1}{4}$$

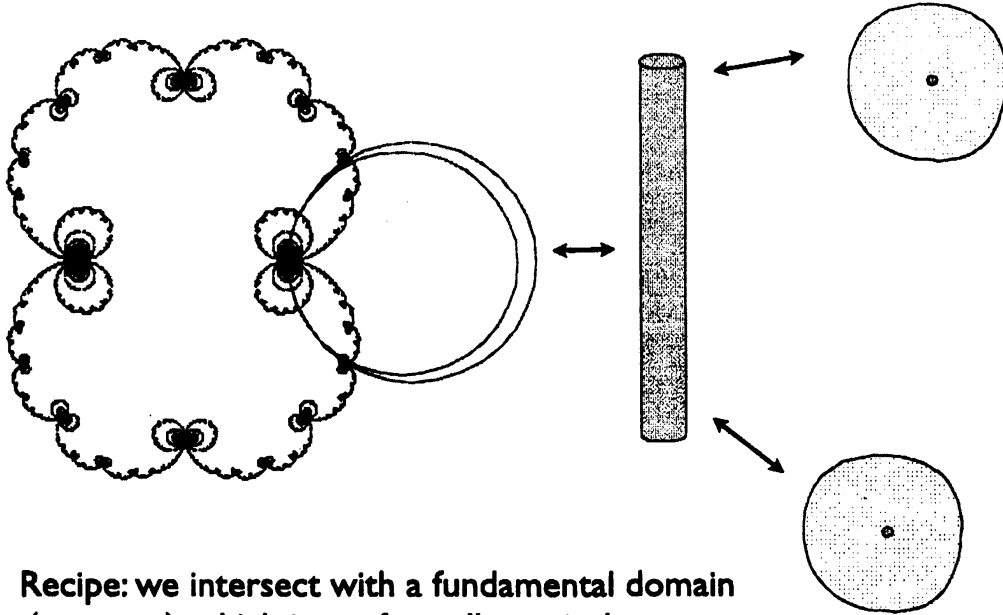
The red point is not in the filled Julia-Lavaurs set because it escapes. Lavaurs-Julia sets give a “geometric estimate” on the amount of discontinuity that takes place in parabolic implosion:



Theorem. For $\epsilon_j \rightarrow 0$ with $\text{Im}(\epsilon_j) \approx c(\text{Re}(\epsilon_j)^2)$, there is a subsequence and α such that


$$\liminf_{\epsilon_j \rightarrow 0} J_{\frac{1}{4} + \epsilon_j} \supset J(p_{\frac{1}{4}}, g_\alpha).$$

Another view of the Julia-Lavaurs set




Recipe: we intersect with a fundamental domain (crescent), which is conformally equivalent to a cylinder. Each "end" of the cylinder is equivalent to a disk. Now draw the dynamically invariant Lavaurs-Julia set in the cylinder or disk.



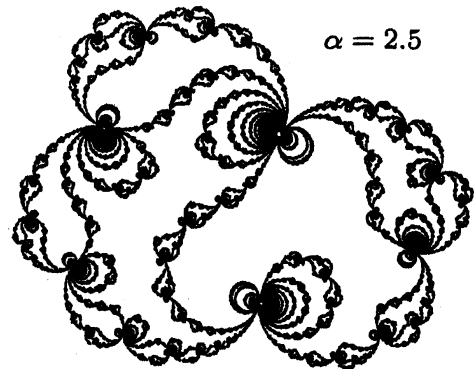

Previous Julia-Lavaurs set redrawn inside the cylinder




And inside the upper disk




Effect of varying the parameter for the 1-D map $c = .25$




The dynamical sets
of the transition
maps measure
parabolic implosion
(as in the 1-D case):




$a = 0.1, \alpha = -2.8$




$a = 0.1, \alpha = 0$



$a = 0.1, \alpha = 1.5$

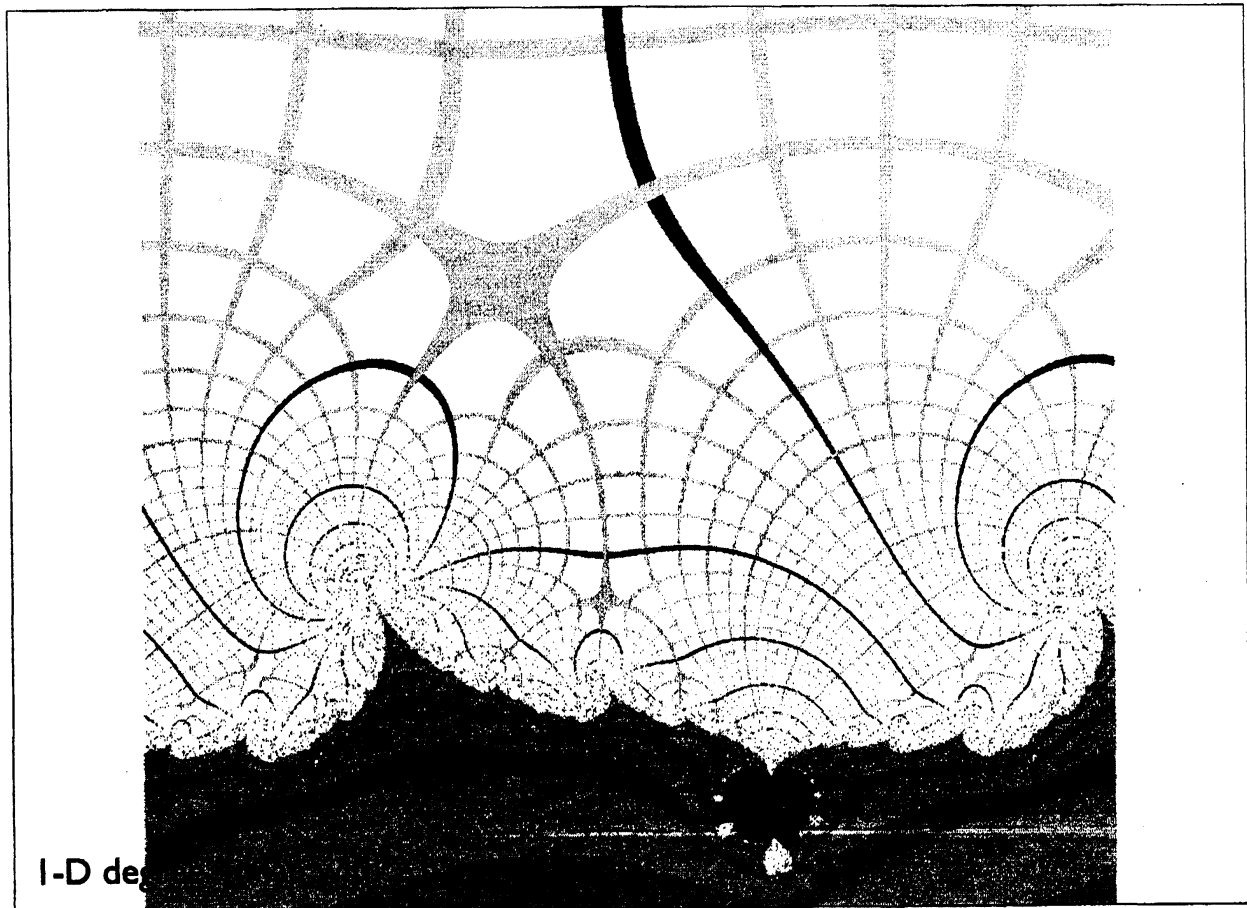


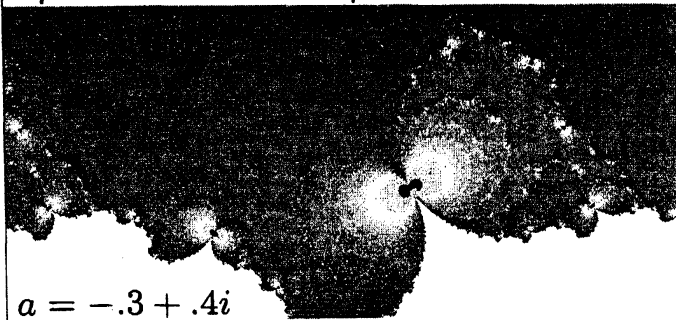


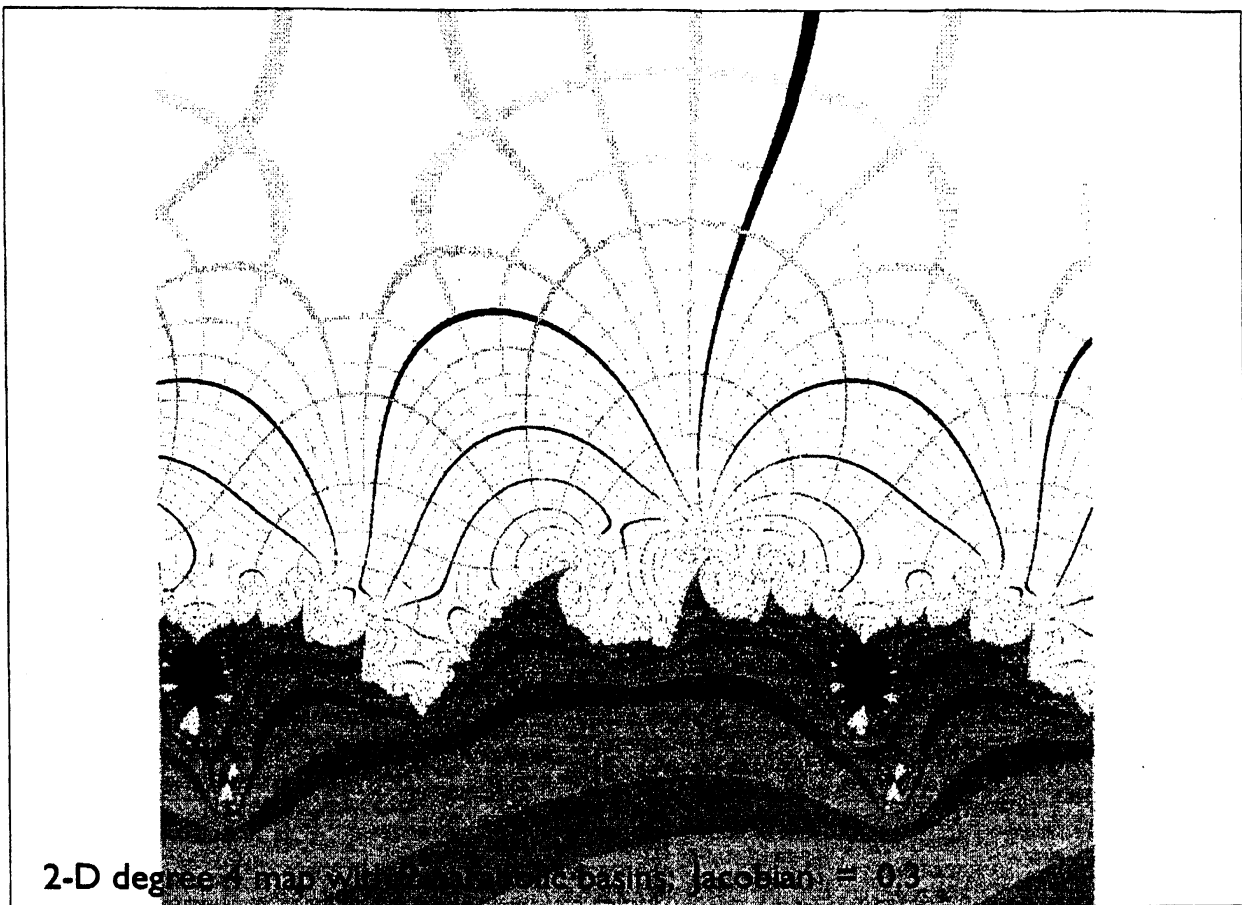
$a = 0.2, \alpha = -3.5$



$a = 0.2, \alpha = -2.8$


Pictures are in the cylinder; $\alpha = 0$;
parameter $a = 0$ means map is 1-dimensional.





Plan of this talk

- Review 1-D implosion
- Eye candy
- Ueda's semi-attracting world (+ upgrades)
- Eggbeater dynamics
- Semi-parabolic Implosion




Local dynamics at semi-parabolic/ semi-attracting fixed point:
2-dimensional version
joint work with J. Smillie and T. Ueda

$$(x, y) \mapsto f(x, y) = (x + x^2 + \dots, ay + \dots), \quad |a| < 1$$

$$\Phi^+ : \mathcal{B} \rightarrow \mathbb{C}$$

fibers of the
forward Fatou
coordinate

center manifold
(not unique,
not complex)



local dynamics contracting towards
asymptotic curve and center manifold

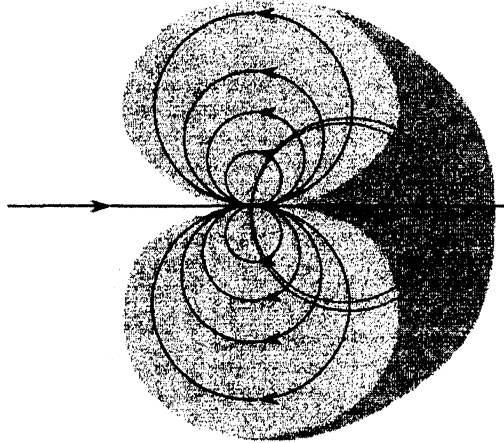
$$\Phi^- : \Sigma \rightarrow \mathbb{C}$$

backward Fatou
coordinate

backward basin =
"asymptotic curve"
a Riemann surface
doesn't contain (0,0)

Inside the asymptotic curve (pink and gray)

$\Phi^- : \Sigma \rightarrow \mathbb{C}$ is a conformal equivalence, and the quotient $\Sigma/f \cong \mathbb{C}/\mathbb{Z}$ is a cylinder.



Have transition function as before:

$$g_\alpha := (\Phi^-)^{-1} \circ T_\alpha \circ \Phi^+, \quad T_\alpha(w) = w + \alpha$$

We set up an analogous machinery which will work in dimension 2. This gives “Lavaurs-Julia” set inside the asymptotic curve. The actual “implosion” is described in terms of the fibers of the forward Fatou coordinate.