

# Properties of links from the viewpoint of R. Thompson's group $F$

Akihiro Takano

Graduate School of Mathematical Sciences, The University of Tokyo

## 1 Introduction

Recently, Jones [4] introduced a method of constructing links from elements of Thompson's group  $F$ . Moreover, he showed an analogue of unoriented Alexander's theorem. Namely, for every unoriented link  $L$  there exists an element  $g$  of  $F$  such that the link  $\mathcal{L}(g)$  is equivalent to  $L$ , where  $\mathcal{L}(g)$  is the link obtained from  $g$  by Jones' construction. He also proved a slightly weaker version of the theorem for the oriented case, and Aiello [1] completely showed that. In particular, in this case we are able to obtain an element of oriented Thompson's group  $\overrightarrow{F}$  which is a subgroup of  $F$  for any oriented link.

The purposes of this manuscript are to give a natural sequence of elements of  $\overrightarrow{F}$  realizing non-trivial links, and to explain that these links have some geometric properties such as alternating and fibered. Also, we compute their crossing numbers, genera, and braid indices, and we show that it is very easy to obtain minimal genus flat Seifert surfaces of these links from Jones' construction. This is joint work with Yuya Kodama (Tokyo Metropolitan University).

## 2 Definitions and constructions

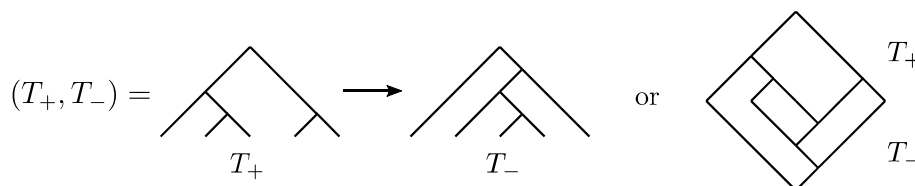
### 2.1 R. Thompson's group $F$

There are several equivalent definitions of Thompson's group  $F$ . In this manuscript, we introduce that using binary trees.

*Thompson's group  $F$*  is defined by the following set:

$$F := \left\{ \begin{array}{l} \text{all pairs of rooted, planar, binary trees } (T_+, T_-) \\ \text{with the same number of leaves} \end{array} \right\} / \sim,$$

where  $\sim$  is the equivalence relation defined below. A pair  $(T_+, T_-)$  is called a *tree diagram*, and described as



The equivalence relation  $\sim$  is defined as follows: two tree diagrams are equivalent in  $F$  if and only if there is a finite sequence of additions and reductions of pairs of opposing carets  $\diamond$ , which deform one to the other (see Figure 1). The tree diagram representing  $g \in F$  without pairs of opposing carets is called the *reduced tree diagram* of  $g$ . It is known that for any element of  $F$ , its reduced tree diagram is unique.

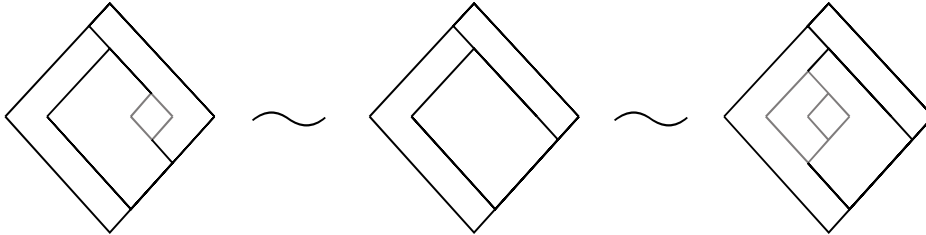


Figure 1: Equivalent tree diagrams in  $F$ .

For two tree diagrams  $(T_{1+}, T_{1-})$  and  $(T_{2+}, T_{2-})$ , their product  $(T_{1+}, T_{1-}) \cdot (T_{2+}, T_{2-})$  is defined as follows: by additions or reductions of pairs of opposing carets, we are able to deform these tree diagrams to equivalent tree diagrams  $(T'_{1+}, T'_{1-})$  and  $(T'_{2+}, T'_{2-})$ , respectively, so that the binary trees  $T'_{1-}$  and  $T'_{2+}$  are the same. Then we define the product  $(T_{1+}, T_{1-}) \cdot (T_{2+}, T_{2-})$  as the tree diagram  $(T'_{1+}, T'_{2-})$  (see Figure 2). It is well known that Thompson's group  $F$  is finitely presented.

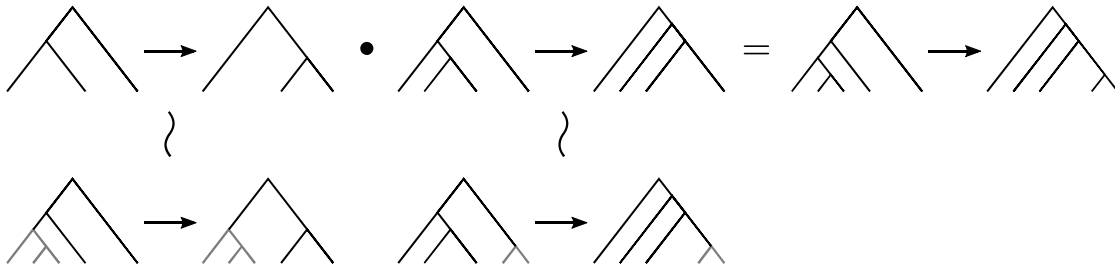


Figure 2: The product of two tree diagrams.

**Theorem 2.1** ([5, Theorem 3.1], [2, Section 3]). *Thompson's group  $F$  admits the following presentations:*

$$F \cong \langle x_0, x_1, x_2, \dots \mid x_i^{-1} x_j x_i = x_{j+1} \ (i < j) \rangle \\ \cong \langle x_0, x_1 \mid [x_0 x_1^{-1}, x_0^{-1} x_1 x_0], [x_0 x_1^{-1}, x_0^{-2} x_1 x_0^2] \rangle,$$

where  $[x, y]$  is the commutator of  $x$  and  $y$ , and  $x_0, x_1$  and  $x_2$  correspond to the tree diagrams in Figure 3.

## 2.2 Jones' construction

In this subsection, we explain the procedure of Jones' construction with an example. We refer to [1, 4]. Let  $(T_+, T_-)$  be a reduced tree diagram with  $n + 1$  leaves, and place its

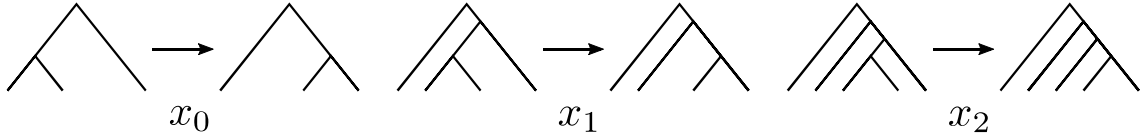


Figure 3: The generators of  $F$ .

leaves at  $(\frac{1}{2}, 0), (\frac{3}{2}, 0), \dots, (\frac{2n+1}{2}, 0)$ . Note that the tree  $T_+$  is in the upper half-plane, and  $T_-$  in the lower half-plane.

**Step 1: Construct the planar graph  $\Gamma(T_+, T_-)$ .**

The planar graph  $\Gamma(T_+, T_-)$ , which is called the  $\Gamma$ -graph of  $(T_+, T_-)$ , is defined as follows: the vertices of  $\Gamma(T_+, T_-)$  are put at  $(0, 0), (1, 0), \dots, (n, 0)$ . An edge of  $\Gamma(T_+, T_-)$  passes transversely just once an edge  $/$  of  $T_+$  (i.e. an edge from top right to bottom left) or an edge  $\backslash$  of  $T_-$  (i.e. an edge from top left to bottom right) and does not do the other edges of  $(T_+, T_-)$ . Figure 4 is an example of this step.

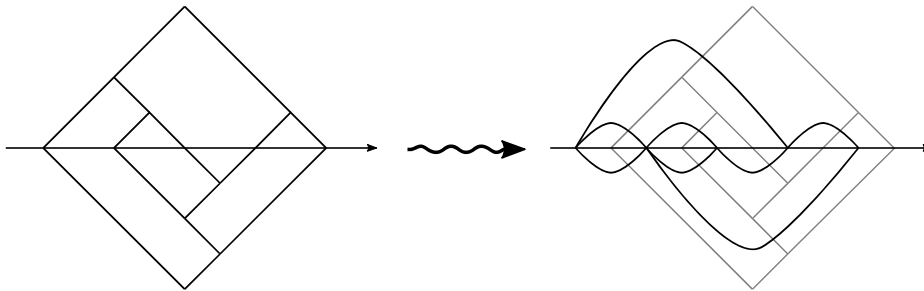


Figure 4: The graph  $\Gamma(T_+, T_-)$  obtained from  $(T_+, T_-)$ .

**Step 2: Construct the medial graph  $M(\Gamma(T_+, T_-))$ .**

The medial graph is defined for any connected planar graph. Let  $G$  be a connected planar graph. Its *medial graph*  $M(G)$  is defined as follows: we put a vertex of  $M(G)$  on every edge of  $G$ , and join two vertices by an edge if the corresponding edges of  $G$  are adjacent on a face of  $G$ . Figure 5 is an example of this step.

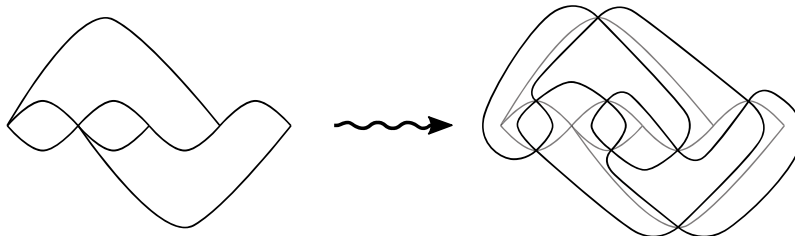


Figure 5: The medial graph  $M(\Gamma(T_+, T_-))$  of  $\Gamma(T_+, T_-)$ .

**Step 3: Construct the link diagram  $\mathcal{L}(T_+, T_-)$ .**

In general, since the medial graph is 4-valent graph, we are able to obtain a link diagram  $\mathcal{L}(T_+, T_-)$  from turning all vertices of  $M(\Gamma(T_+, T_-))$  into crossings. For vertices in the upper half-plane, we use the crossing  $\times$  and for the other vertices, we use  $\times$ . Figure 6 is an example of this step.

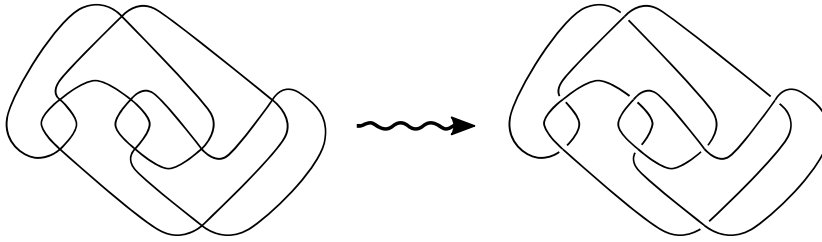


Figure 6: The link diagram  $\mathcal{L}(T_+, T_-)$  obtained from  $M(\Gamma(T_+, T_-))$ .

**2.3 Jones' subgroup  $\vec{F}$**

Jones defined the subgroup  $\vec{F}$  of Thompson's group  $F$  to be

$$\vec{F} := \{(T_+, T_-) \in F \mid \Gamma(T_+, T_-) \text{ is 2-colorable}\}.$$

This group  $\vec{F}$  is called *Jones' subgroup* or *oriented Thompson's group*. Now, 2-colorableness can be defined for any graph. A graph  $G$  is *2-colorable* if there exists a map  $f: V(G) (\text{:=}\{\text{all vertices in } G\}) \rightarrow \{+, -\}$  such that whenever two vertices  $v_1, v_2 \in V(G)$  are joined by an edge,  $f(v_1) \neq f(v_2)$  holds. A map  $f$  is called a *coloring* or *labeling*. By convention, we assume that the vertex  $(0, 0)$  of  $\Gamma(T_+, T_-)$  has the color  $+$ . Figure 7 is an example of a 2-colorabel  $\Gamma$ -graph.

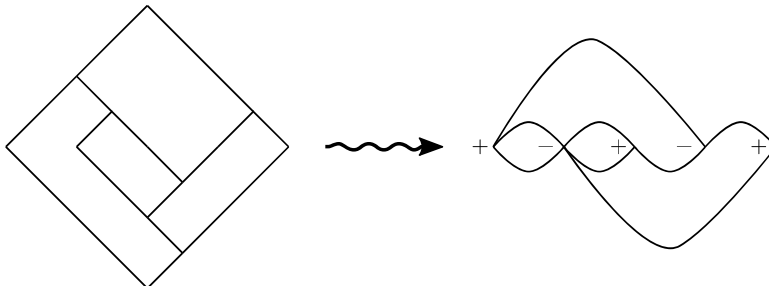


Figure 7: A 2-colorable graph.

For any  $(T_+, T_-) \in \vec{F}$ , the link  $\mathcal{L}(T_+, T_-)$  is naturally oriented as follows: we apply the checkerboard coloring to the diagram  $\mathcal{L}(T_+, T_-)$ , that is, we paint regions of  $\mathcal{L}(T_+, T_-)$  with black or white so that adjacent regions are different colors. By convention, the color of the unbounded region is white. Then we obtain the checkerboard surface  $\mathcal{S}(T_+, T_-)$

in  $\mathbb{R}^3$  from black regions and its boundary is  $\mathcal{L}(T_+, T_-)$ . Since the graph  $\Gamma(T_+, T_-)$  is 2-colorable, the surface  $\mathcal{S}(T_+, T_-)$  is orientable, and so is its boundary  $\mathcal{L}(T_+, T_-)$ . We assume that the regions with color + are positively oriented (see Figure 8).

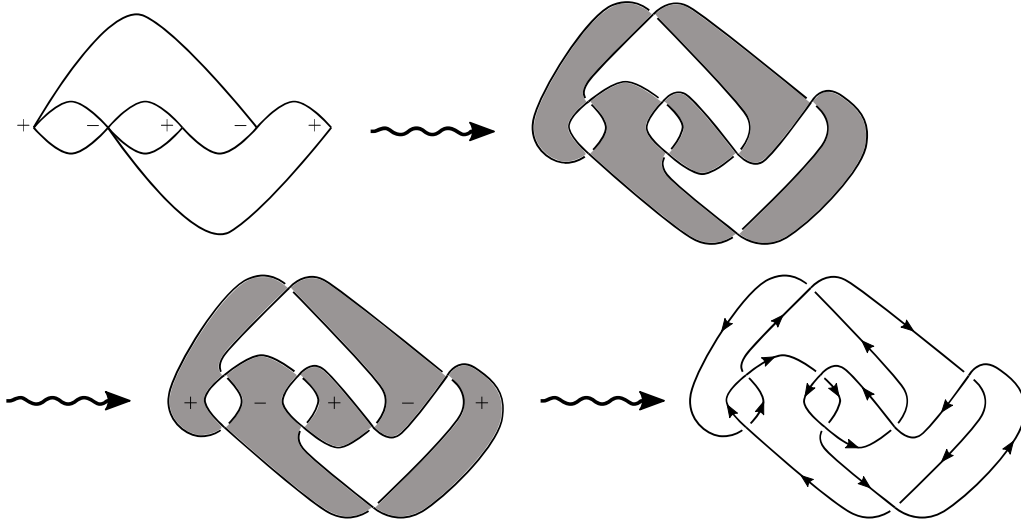


Figure 8: The checkerboard surface  $\mathcal{S}(T_+, T_-)$  obtained from a element  $(T_+, T_-)$  of  $\vec{F}$  is orientable. Then its boundary link  $\mathcal{L}(T_+, T_-)$  is also oriented.

**Theorem 2.2** ([3, Lemma 4.5, 4.6 and 4.7]). *Jones' subgroup  $\vec{F}$  satisfies the following:*

- $\vec{F}$  is generated by  $X := \{x_i x_{i+1} \mid i \geq 0\}$  and  $X' := \{x_i^{n+1} x_{i+1} x_{i+2}^{-n} \mid i \geq 0, n \geq 1\}$ ,
- $\vec{F}$  is generated by  $x_0 x_1, x_1 x_2$  and  $x_2 x_3$ , and
- $\vec{F} \cong \langle y_0, y_1, y_2, \dots \mid y_i^{-1} y_j y_i = y_{j+2} \ (i < j) \rangle$ ,

where  $y_i := x_i x_{i+1}$  for any  $i \geq 0$  (see Figure 9).

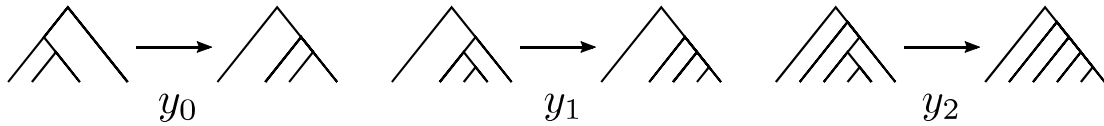


Figure 9: The generators of  $\vec{F}$ .

### 3 Examples and Main result

#### 3.1 Examples

By direct calculation, we see that all links obtained from elements of  $\vec{F}$  with  $\leq 5$  leaves are trivial. Thus, we have to consider elements with  $\geq 6$  leaves to obtain non-trivial links.

**(1) Hopf link**

The element  $y_0^2 y_1^{-1} \in \vec{F}$  has 6 leaves. By Jones' construction, we obtain the Hopf link (see Figure 10).

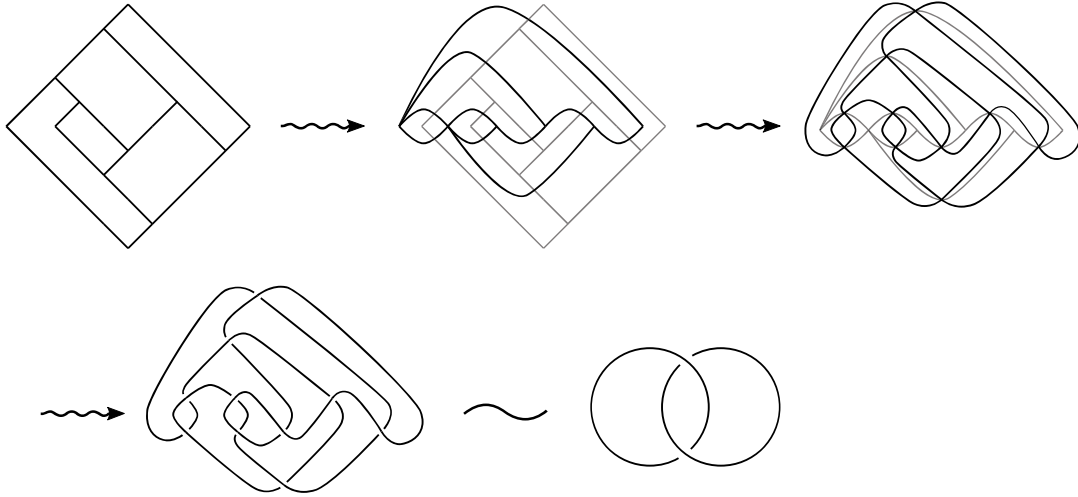


Figure 10:  $y_0^2 y_1^{-1}$  creates the Hopf link.

**(2) Figure-eight knot**

We obtain a  $\Gamma$ -graph realizing a non-trivial link above. Thus, we consider adding vertices and edges to outside of this graph while preserving 2-colorable to construct other non-trivial links. In Figure 11, we add one vertex and two edges to the  $\Gamma$ -graph  $\Gamma(y_0^2 y_1^{-1})$ . Then this graph represents  $y_0^2 y_1^{-2} \in \vec{F}$  and yields the figure-eight knot.

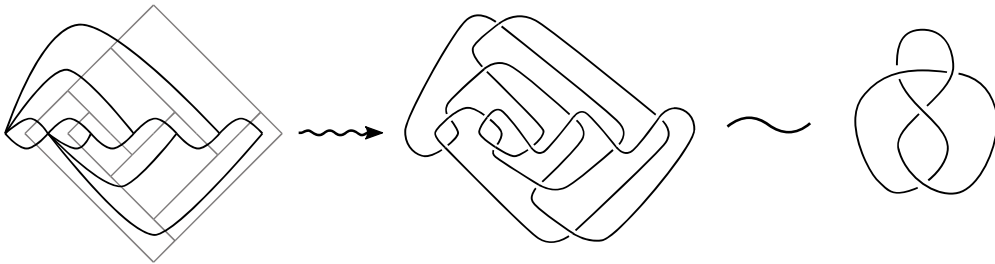


Figure 11:  $y_0^2 y_1^{-2}$  creates the figure-eight knot.

**(3) Whitehead link**

We also consider adding one vertex and two edges to  $\Gamma(y_0^2 y_1^{-2})$  as in Figure 12. Then we obtain  $y_3^2 y_1^{-2} \in \vec{F}$  and this yields the Whitehead link.

Continuing adding vertices and edges as above, we obtain a sequence of 2-colorable  $\Gamma$ -graphs (i.e. elements of  $\vec{F}$ ). In general, the following holds:

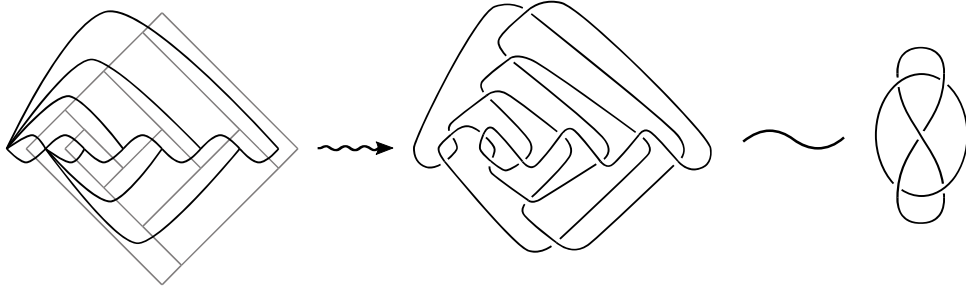
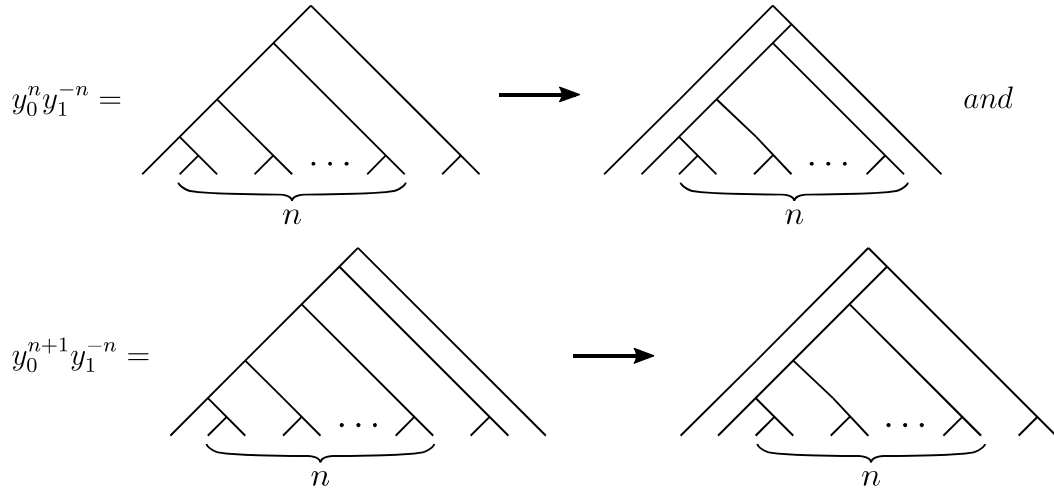


Figure 12:  $y_0^3 y_1^{-2}$  creates the Whitehead link.

**Lemma 3.1.** For any  $n \geq 1$ ,



Their  $\Gamma$ -graphs are of the forms

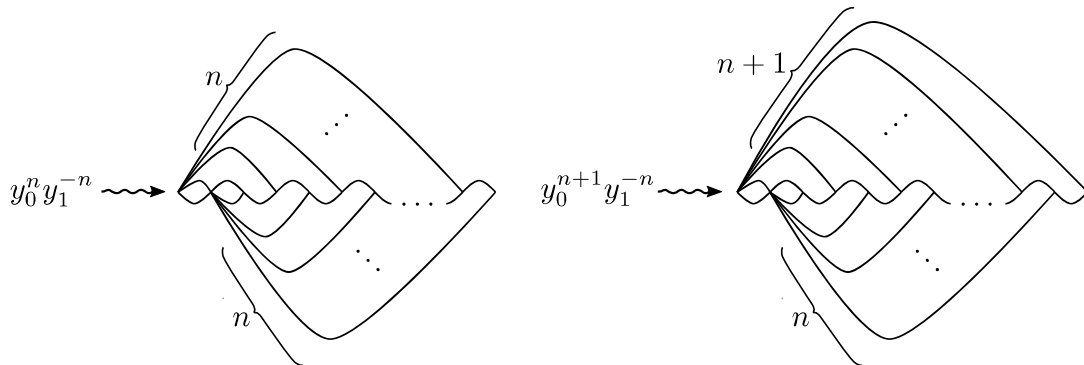


Table 1 lists names and properties of links obtained from the sequence (for  $k = 0, 1, \dots, 5$ ), where for a link  $L$ , let  $\mu(L)$  be its number of components,  $c(L)$  its crossing number,  $g(L)$  its genus, and  $b(L)$  its braid index.

$k$	$g_k$	$L_k$	$\mu(L_k)$	$c(L_k)$	alternating	fibred	$g(L_k)$	$b(L_k)$
0	$y_0^2 y_1^{-1}$	$L_2 a_1$	2	2	YES	YES	0	2
1	$y_0^2 y_1^{-2}$	$4_1$	1	4	YES	YES	1	3
2	$y_0^3 y_1^{-2}$	$L_5 a_1$	2	5	YES	YES	1	3
3	$y_0^3 y_1^{-3}$	$L_6 a_4$	3	6	YES	YES	1	3
4	$y_0^4 y_1^{-3}$	$L_7 a_1$	2	7	YES	YES	2	3
5	$y_0^4 y_1^{-4}$	$8_{18}$	1	8	YES	YES	3	3

Table 1: Examples for  $k = 0, 1, \dots, 5$

### 3.2 Main result

**Theorem 3.2.** *Let  $\{g_k\}_{k \geq 0}$  be the subset of  $\overrightarrow{F}$  given by*

$$g_k := \begin{cases} y_0^{m+2} y_1^{-m-1} & (k = 2m) \\ y_0^{m+2} y_1^{-m-2} & (k = 2m + 1) \end{cases},$$

and  $L_k$  the link obtained from  $g_k$  by Jones' construction. Then

- $\mu(L_k) = \begin{cases} 1 & (k = 6m + 1, 6m + 5) \\ 2 & (k = 2m) \\ 3 & (k = 6m + 3) \end{cases},$
- $c(L_0) = 2$ , and  $c(L_k) = k + 3$  for any  $k \geq 1$ ,
- for any  $k \geq 0$ ,  $L_k$  is alternating and fibred,
- $b(L_0) = 2$ , and  $b(L_k) = 3$  for any  $k \geq 1$ ,
- $g(L_k) = \begin{cases} m & (k = 2m) \\ 3m + 1 & (k = 6m + 1, 6m + 3), \text{ and} \\ 3m + 3 & (k = 6m + 5) \end{cases}$
- we can easily obtain a minimal genus flat Seifert surface of  $L_k$  from  $\mathcal{S}(g_k)$ .

Finally, we explain a way to obtain a minimal genus flat Seifert surface. We consider the case  $k = 2$ . Reducing some crossings in the link diagram  $L_k$ , its checkerboard surface, denoted by  $\mathcal{S}_0(g_k)$ , is also orientable (see Figure 13). Namely, this surface is also a Seifert surface of  $L_k$ . In fact the surface  $\mathcal{S}_0(g_k)$  is flat and has minimal genus.

### References

- [1] V. Aiello. *On the Alexander theorem for the oriented Thompson group  $\overrightarrow{F}$* . *Algebr. Geom. Topol.* **20** (2020), 429–438.



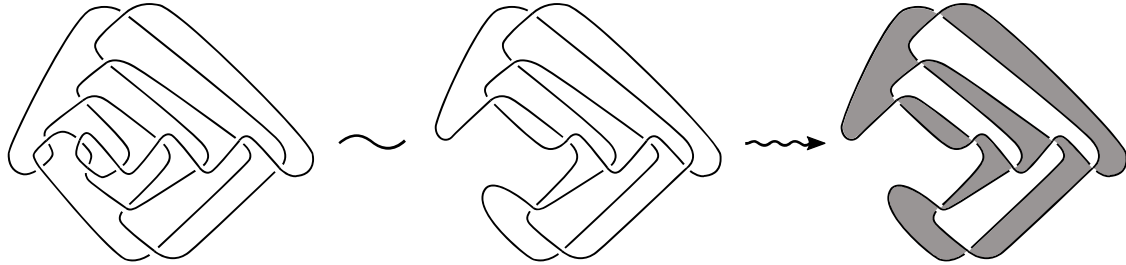


Figure 13: Reducing some crossings and the orientable checkerboard surface  $\mathcal{S}_0(g_k)$  ( $k = 2$ ).

- [2] J. W. Cannon, W. J. Floyd and W. R. Parry. *Introductory notes on Richard Thompson's groups*. *Enseign. Math.* (2) **42** (1996), 215–256
- [3] G. Golan and M. Sapir. *On Jones' subgroup of R. Thompson group F*. *J. Algebra* **470** (2017), 122–159.
- [4] V. F. R. Jones. *Some unitary representations of Thompson's groups F and T*. *J. Comb. Algebra* **1** (2017), 1–44.
- [5] R. McKenzie and R. J. Thompson. *An elementary construction of unsolvable word problems in group theory*. *Word problems, Studies in Logic and the Foundations of Math.* **71** (1973), 457–478.

Graduate School of Mathematical Sciences  
The University of Tokyo  
Tokyo 153-8914  
JAPAN  
E-mail address: takano@ms.u-tokyo.ac.jp

東京大学大学院数理科学研究科 高野 暁弘